

REPRODUCTION OF THIS MATERIAL IS EXPRESSLY PROHIBITED

ALL OF THE TEXTS, WORKBOOKS, TEST BOOKLETS, ANSWER KEYS, AND ALL OTHER PRINTED MATERIALS HAVE BEEN PAINSTAKINGLY REVIEWED AND EDITED BY OUR LADY OF VICTORY SCHOOL. (O.L.V.S.) SOME OF THE WORDING IN THE TEXT AND RESPONSES CONTAINED HEREIN ARE AS THEY ORIGINALLY APPEARED; HOWEVER, IN OTHER PLACES O.L.V.S. HAS EMBELLISHED THE TEXT AND/OR CRAFTED THE RESPONSES AS APPROPRIATE. HUNDREDS OF STAFF-HOURS HAVE BEEN EXPENDED IN THE PRODUCTION OF THIS MATERIAL.

ACKNOWLEDGMENT

Copyright © 2000 by Our Lady of Victory School. All rights are reserved. No part of this material may be reproduced or transmitted in any form or by any means, electronic, mechanical, or by any information and retrieval system. Unauthorized reproduction of any or all parts is strictly prohibited.




TABLE OF CONTENTS

CHAPTER 1 Counting & Place Value

Counting to 50	1-2
Identifying Amounts to 10	3
Missing Numbers	4-5
Groups of Tens and Ones	6-7
Hundreds, Tens & Ones	8-9
Counting from 101 to 200	10
Identify the Missing Numbers	11
Counting Groups & Place Values	12
Draw a Model for Each Number	13
Greater Than or Less Than	14
Put In Order	15
Ordinal Numbers - First to Tenth	16
Ordinal Numbers - Eleventh to Twentieth	17
Counting by Twos	18
Identifying Groups of Twos	19-20
Counting by Fives and Tens	21
Counting by Twos and Then by Fives	22
Find The Missing Numbers	23
CHAPTER REVIEW: TEST	24-25

CHAPTER 2 Addition & Subtraction

Adding Numbers up to 10	26-27
Addition Facts up to 5	28
Addition Facts for 6 and 7	29
Addition Facts for 8 and 9	30-31
Addition Facts for up to 10	32-33
Solve the Problems	34
Addition & Subtraction Check-up	35
Adding Numbers up to 20	36-37
Adding Zero	38
Adding Like Numbers	39
Review Quiz	40
Adding Coins 1 to 10	41
Adding Coins 10 to 99	42-43
Identifying Tens Place & Ones Place to 99	44-45
Review Numbers through 99	46-47
Counting Shapes	48-49
Graph a Problem	50-51
Combine Number Sets	52-53
Adding Two Digit Numbers	54-55
Skip Counting by Fives & Tens	56
Addition & Subtraction Check-up	57
Find the Sum	58-59
Adding Three Digit Numbers	60-61
Regrouping	62
Regrouping The Ones	63-67
Review Quiz	68
Addition Facts up to 12	69
Solve the Problems	70
Subtraction Facts up to 12	71
Solve the Problems	72
Addition & Subtraction Facts up to 14	73-74

Addition & Subtraction Facts up to 18	75-76
Solve the Problems	77-78
Mixed Practice Facts up to 18	79-81
Solve the Word Problems	80-83
Review Quiz	82-83
Estimating Groups	84
Solve the Problems	85
CHAPTER REVIEW: TEST	86-87

CHAPTER 3 Subtraction & Fractions

PRE-TEST	88
Subtracting Numbers up to 10	89-90
Subtracting Numbers up to 18	91-92
Fractions: One-Half	93
Fractions: One-Third	94
Fractions: One-Fourth	95
Fractions: Identifying	96
Subtracting All & None	97-98
Identify and Subtract	99
Subtracting Objects	100
Identify and Write the Time	101-102
Fact Families	103-104
Write the Time	105-106
Solve the Problems	107-108
Learning the Calendar	109
Subtracting Two Digit Numbers	110-111
Calendar Questions	112
Subtracting Two Digit Numbers	113-114
Measurements	115-116
Subtracting Two Digit Numbers	117-118
Measurements	119-120
Subtracting Two Digit Numbers	121
Chapter Check-Up	122
Pre-Test: Addition & Subtraction	123-124
Addition & Subtraction Review	125-126
Solve the Problems	127
Addition Review	128-129
Subtracting Two & Three Digit Numbers	130-131
Subtracting Two Digit s with Regrouping	132-133
Addition & Subtraction Review	134
Subtracting Two Digit s with Borrowing	135-136
Solve the Problem	137-138
Subtracting Tens	139
Coin Subtractions	140-141
Adding Three Numbers	142-143
Coin Additions	144
Solve the Problems	145-146
Addition & Subtraction Review	147
Chapter Check-Up	148
Subtracting Two Digits with Regrouping	149-150
Solve the Problems	151
Identify: Addition or Subtraction	152
Chapter 3 Review	153
CHAPTER REVIEW: TEST	154-155

TABLE OF CONTENTS

CHAPTER 4 Money

Pennies	155
Pennies and Nickels	156-157
Pennies, Nickels, and Dimes	158-159
Pre-Test	160
Review: Addition and Subtraction	161-162
Adding Two Digits with Regrouping	163
Pennies, Nickels, Dimes, and Quarters	164-165
Adding Two Digits with Regrouping	166-167
Solve the Problems	168-169
How many Coins	170-171
Adding Two Digits and Word Problems	172-173
Coins: How Many and How Much	174-175
Subtracting Two Digits	176-177
Coins: How Many and How Few	178-179
Subtracting Two Digits and Word Problems	180-181
Coins: How Much and How Few	182
Making Change	183-184
Solve the Problems	185-186
Write the Change Amount	187
Addition, Subtraction, and Word Problems	188-189
Picture Problems	190
Chapter Check-Up	191
CHAPTER REVIEW: TEST	192-193

Three Digit Subtraction with Borrowing	215-216
Solve the Problems	217-218
Chapter Check-Up	219-220
Check-Up: Addition and Subtraction	221-222
Check-Up: Word Problem Solving	223-224
Check-Up: Measurements, Fractions, and Time	225
Check-Up: Money Problem	226
Review: Facts through Ten	227
Review: Numerations 0 through 99	228
Review: Facts through Eighteen	229
Review: Measurements, Fractions, and Time	230
Review: Two Digit Addition and Subtraction	231-232
Review: Three Digit Addition and Subtraction	233-234
Telling Time: Five & Ten Minutes	235-236
Telling Time: Practice	237-238
Solve the Problems: Ordering Time	239
Solve the Problems: Knowing Time	240
CHAPTER REVIEW: TEST	241-242

CHAPTER 6 Geometry

Learning Shapes	243-244
Flat & Solid Shapes	245-246
3 Dimensional Shapes	247-248
CHAPTER REVIEW	249

CHAPTER 7 Measuring

Measure It in Inches	250-251
Measure It in Centimeters	252-253
Liquid Measurements: Cup, Pint, and Quart	254-255
Solve the Problems	256-257
CHAPTER REVIEW: TEST	258-259

FINAL REVIEW: Chapters 1 to 3	260-261
FINAL REVIEW: Chapters 4 to 7	262-263

There are

4

Workbook pages
to each
of the pages
in this

TEACHERS
ANSWER KEY

CHAPTER 1: Counting and Place Values






























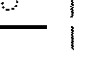



















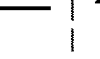
Counting: Numbers up to 50

Draw a line from the objects on the right to the number that equals each group of objects.

25	
46	
18	
33	
7	

Counting: Numbers up to 50

Fill in the blank squares up to 50.











									
1	2	3	4	5	6	7	8	9	10
									
11	12	13	14	15	16	17	18	19	20
									
21	22	23	24	25	26	27	28	29	30
									
31	32	33	34	35	36	37	38	39	40
									
41	42	43	44	45	46	47	48	49	50

2











Identifying Amounts to 10

Draw a line from the objects on the right to the number that equals each group of objects.

Count the dots on each Domino tile below, then write the number in the box below the tile.

									
1	2	3	4	5	6	7	8	9	10











Read the numbers, count the objects, write the numerals.

five		5	ten		10
two		2	four		4
eight		8	one		1
three		3	zero		0
seven		7	nine		9

3

Counting: Numbers up to 100


























Counting from 1 to 100. Write in the missing numbers on this grid

									
1	2	3	4	5	6	7	8	9	10
11	12	13	14	15	16	17	18	19	20
21	22	23	24	25	26	27	28	29	30
31	32	33	34	35	36	37	38	39	40
41	42	43	44	45	46	47	48	49	50
51	52	53	54	55	56	57	58	59	60
61	62	63	64	65	66	67	68	69	70
71	72	73	74	75	76	77	78	79	80
81	82	83	84	85	86	87	88	89	90
91	92	93	94	95	96	97	98	99	100

4

Counting: Numbers up to 100

Complete each row of numbers by writing in the missing numbers.

5