



LEPANTO MATHEMATICS

LEVEL 2 WORKBOOK

REPRODUCTION OF THIS MATERIAL IS EXPRESSLY PROHIBITED

ALL OF THE TEXTS, WORKBOOKS, TEST BOOKLETS, ANSWER KEYS, AND ALL OTHER PRINTED MATERIALS HAVE BEEN PAINSTAKINGLY REVIEWED AND EDITED BY OUR LADY OF VICTORY SCHOOL. (O.L.V.S.) SOME OF THE WORDING IN THE TEXT AND RESPONSES CONTAINED HEREIN ARE AS THEY ORIGINALLY APPEARED; HOWEVER, IN OTHER PLACES O.L.V.S. HAS EMBELLISHED THE TEXT AND/OR CRAFTED THE RESPONSES AS APPROPRIATE. HUNDREDS OF STAFF-HOURS HAVE BEEN EXPENDED IN THE PRODUCTION OF THIS MATERIAL.

ACKNOWLEDGMENT

Copyright © 2000 by Our Lady of Victory School. All rights are reserved. No part of this material may be reproduced or transmitted in any form or by any means, electronic, mechanical, or by any information and retrieval system. Unauthorized reproduction of any or all parts is strictly prohibited.




TABLE OF CONTENTS

CHAPTER 1 Counting & Place Value

Counting to 50	1 - 2
Identifying Amounts to 10.....	3
Missing Numbers	4 - 5
Groups of Tens & Ones	6 - 7
Hundreds, Tens & Ones	8 - 9
Counting from 101 to 200	10
Identify the Missing Numbers	11
Counting Groups & Place Values	12
Draw a Model for Each Number	13
Greater Than or Less Than.....	14
Put In Order	15
Ordinal Numbers - First to Tenth	16
Ordinal Numbers - Eleventh to Twentieth.....	17
Counting by Twos.	18
Identifying Groups of Twos.....	19-20
Counting by Fives and Tens.....	21
Counting by Twos and Then by Fives	22
Find The Missing Numbers	23
CHAPTER REVIEW: TEST.....	24-25

CHAPTER 2 Addition & Subtraction

Adding Numbers up to 10.....	26-27
Addition Facts up to 5	28
Addition Facts for 6 and 7	29
Addition Facts for 8 and 9	30-31
Addition Facts for up to 10	32-33
Solve the Problems	34
Addition & Subtraction Check-up	35
Adding Numbers up to 20.....	36-37
Adding Zero.....	38
Adding Like Numbers.....	39
Review Quiz.....	40
Adding Coins 1 to 19	41
Adding Coins 19 to 99	42-43
Identifying Tens Place & Ones Place to 99	44-45
Review Numbers through 99	46-47
Counting Shapes.....	48-49
Graph a Problem.....	50-51
Combine Number Sets	52-53
Adding Two Digit Numbers.....	54-55
Skip Counting by Fives & Tens	56
Addition & Subtraction Check-up	57
Find the Sum.....	58-59
Adding Three Digit Numbers	60-61
Regrouping	62
Regrouping The Ones	63-67
Review Quiz.....	68
Addition Facts up to 12	69
Solve the Problems	70
Subtraction Facts up to 12	71
Solve the Problems	72
Addition & Subtraction Facts up to 14	73-74

Addition & Subtraction Facts up to 18	75-76
Solve the Problems.....	77-78
Mixed Practice Facts up to 18	79
Solve the Word Problems	80-81
Review Quiz.....	82-83
Estimating Groups	84
Solve the Problems.....	85
CHAPTER REVIEW: TEST.....	86-87

CHAPTER 3 Subtraction & Fractions

PRE-TEST.....	88
Subtracting Numbers up to 10	89-90
Subtracting Numbers up to 18	91-92
Fractions: One-Half.....	93
Fractions: One-Third.....	94
Fractions: One-Fourth.....	95
Fractions: Identifying.....	96
Subtracting All & None	97-98
Identify and Subtract	99
Subtracting Objects.....	100
Identify and Write the Time	101-102
Fact Families	103-104
Write the Time	105-106
Solve the Problem.....	107-108
Learning the Calendar	109
Subtracting Two Digit Numbers	110-111
Calendar Questions	112
Subtracting Two Digit Numbers	113-114
Measurements	115-116
Subtracting Two Digit Numbers	117-118
Measurements	119-120
Subtracting Two Digit Numbers	121
Chapter Check-Up	122
Pre-Test: Addition & Subtraction.....	123-124
Addition & Subtraction Review.....	125-126
Solve the Problem.....	127
Addition Review.....	128-129
Subtracting Two & Three Digit Numbers	130-131
Subtracting Two Digit s with Regrouping	132-133
Addition & Subtraction Review.....	134
Subtracting Two Digit s with Boprowing	135-136
Solve the Problem.....	137-138
Subtracting Tens	139
Coin Subtractions.....	140-141
Adding Three Numbers.....	142-143
Coin Additions	144
Solve the Problems.....	145-146
Addition & Subtraction Review.....	147
Chapter Check-Up	148
Subtracting Two Digits with Regrouping	149-150
Solve the Problems.....	151
Identify: Addition or Subtraction	152
Chapter 3 Review	153
CHAPTER REVIEW: TEST.....	154-155

TABLE OF CONTENTS

CHAPTER 4 Money

Pennies.....	155
Pennies and Nickels.....	156-157
Pennies, Nickels, and Dimes.....	158-159
Pre-Test.....	160
Review: Addition and Subtraction.....	161-162
Adding Two Digits with Regrouping.....	163
Pennies, Nickels, Dimes, and Quarters.....	164-165
Adding Two Digits with Regrouping.....	166-167
Solve the Problems.....	168-169
How many Coins.....	170-171
Adding Two Digits and Word Problems.....	172-173
Coins: How Many and How Much.....	174-175
Subtracting Two Digits.....	176-177
Coins: How Many and How Few.....	178-179
Subtracting Two Digits and Word Problems.....	180-181
Coins: How Much and How Few.....	182
Making Change.....	183-184
Solve the Problems.....	185-186
Write the Change Amount.....	187
Addition, Subtraction, and Word Problems.....	188-189
Picture Problems.....	190
Chapter Check-Up.....	191
CHAPTER REVIEW: TEST.....	192-193

CHAPTER 5 Time and 3 Digit Numbers

Telling Time: Hours.....	194
Telling Time: Half Hours.....	195
Telling Time: Quarter Hours.....	196-197
What Time Is Next.....	198-199
Pre-Test.....	200
Numbers 100 Through 499.....	201-202
Numbers 500 Through 999.....	203-204
Numbers 100 Through 999.....	205-206
Adding Hundreds.....	207-208
Three Digit Word Problems.....	209-210
Three Digit Addition and Subtraction.....	211-212
Addition and Subtraction Word Problems.....	213-214

Three Digit Subtraction with Borrowing.....	215-216
Solve the Problems.....	217-218
Chapter Check-Up.....	219-220
Check-Up: Addition and Subtraction.....	221-222
Check-Up: Word Problem Solving.....	223-224
Check-Up: Measurements, Fractions, and Time.....	225
Check-Up: Money Problem.....	226
Review: Facts through Ten.....	227
Review: Numerations 0 through 99.....	228
Review: Facts through Eighteen.....	229
Review: Measurements, Fractions, and Time.....	230
Review: Two Digit Addition and Subtraction.....	231-232
Review: Three Digit Addition and Subtraction.....	233-234
Telling Time: Five & Ten Minutes.....	235-236
Telling Time: Practice.....	237-238
Solve the Problems: Ordering Time.....	239
Solve the Problems: Knowing Time.....	240
CHAPTER REVIEW: TEST.....	241-242

CHAPTER 6 Geometry

Learning Shapes.....	243-244
Flat & Solid Shapes.....	245-246
3 Dimensional Shapes.....	247-248
CHAPTER REVIEW.....	249

CHAPTER 7 Measuring

Measure It In Inches.....	250-251
Measure It In Centimeters.....	252-253
Liquid Measurements: Cup, Pint, and Quart.....	254-255
Solve the Problems.....	256-257
CHAPTER REVIEW: TEST.....	258-259

FINAL REVIEW Chapter Review

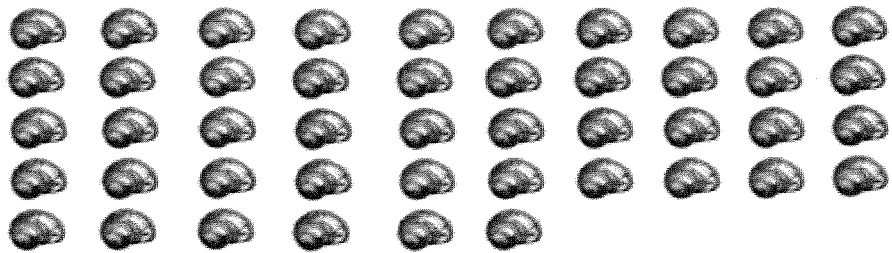
FINAL REVIEW: Chapters 1 to 3.....	260-261
FINAL REVIEW: Chapters 4 to 7.....	262-263

CHAPTER 1: Counting and Place Values

Counting: Numbers up to 50

Draw a line from the objects on the right to the number that equals each group of objects.


25



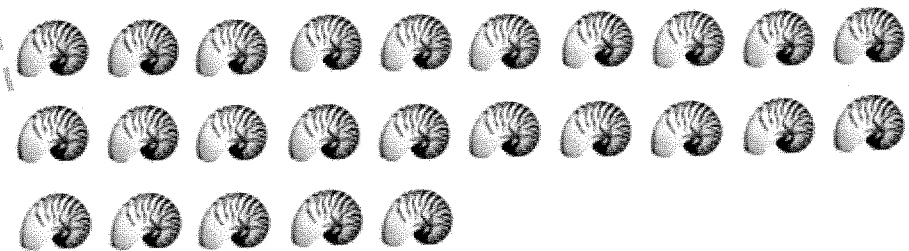
46




18



33




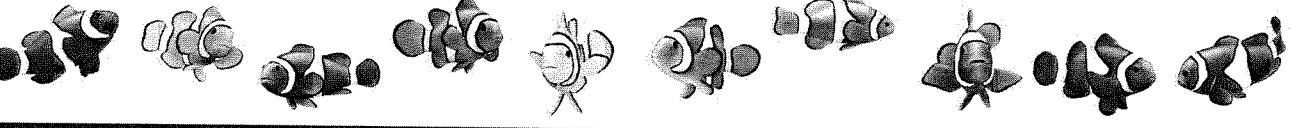



7



CHAPTER 1: Counting and Place Values

Counting: Numbers up to 50

Fill in the blank squares up to 50.

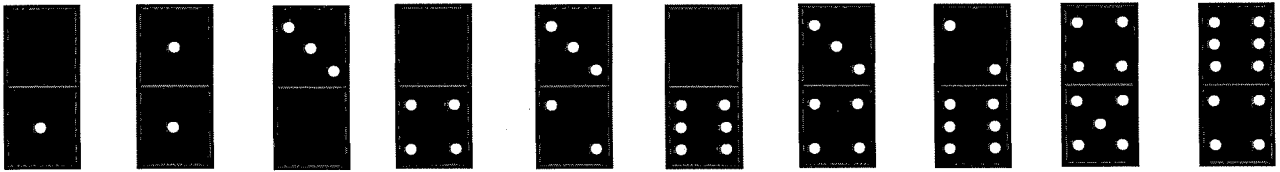
									
1	2						8		10
									
	12				16			19	
									
			24			27			
									
31					36				
									
		43							

CHAPTER 1: Counting and Place Values

Identifying Amounts to 10

Draw a line from the objects on the right to the number that equals each group of objects.


Count the dots on each Domino tile below, then write the number in the box below the tile.




⋮									
---	--	--	--	--	--	--	--	--	--


Read the numbers, count the objects, write the numerals.


five  5


ten  _____

two  _____


four  _____

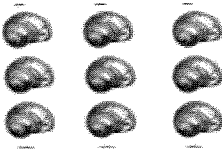
eight  _____

one  _____

three  _____

zero _____











seven  _____

nine  _____

CHAPTER 1: Counting and Place Values


Counting: Numbers up to 100

Counting from 1 to 100. Write in the missing numbers on this grid

									
1	2								10
			14				18		
21				25					
		33			36				
	42							49	
						57			
		63					68		
71				75					80
			84			87			
					96				

CHAPTER 2: Addition & Subtraction

Graph and Solve the Problem.



Match the pictures below to their number on the graph above.



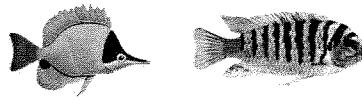
$$\text{○} - 0 = \text{○}$$

$$\underline{\quad} - \underline{\quad} = \underline{\quad}$$



$$\underline{\quad} - \underline{\quad} = \underline{\quad}$$

$$\underline{\quad} - \underline{\quad} = \underline{\quad}$$




$$\underline{\quad} - \underline{\quad} = \underline{\quad}$$


$$\underline{\quad} - \underline{\quad} = \underline{\quad}$$

CHAPTER 2: Addition & Subtraction


Add the Tens Sets with the Ones Sets to solve these problems.




$$\underline{80} + \underline{6} = \underline{86}$$




$$\underline{\quad} + \underline{\quad} = \underline{\quad}$$




$$\underline{\quad} + \underline{\quad} = \underline{\quad}$$




$$\underline{\quad} + \underline{\quad} = \underline{\quad}$$




$$\underline{\quad} + \underline{\quad} = \underline{\quad}$$



$$\underline{\quad} + \underline{\quad} = \underline{\quad}$$




$$\underline{\quad} + \underline{\quad} = \underline{\quad}$$



$$\underline{\quad} + \underline{\quad} = \underline{\quad}$$





$$\underline{\quad} + \underline{\quad} = \underline{\quad}$$








$$\underline{\quad} + \underline{\quad} = \underline{\quad}$$


CHAPTER 4: MONEY

Solve the Word Problems.

Bobby has  . ¢
 He spends  for an apple. - ¢
 How much money does he have left? _____ ¢

Rich has earned  . ¢
 He wants to buy a carrot which costs  . - ¢
 How much money will he have left? _____ ¢











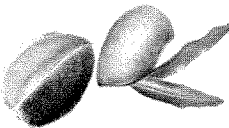




Benjamin has 30  . ¢
 He buys two strawberries for 10  each . - ¢
 He now has how many  remaining? _____ ¢

Jackie has  . ¢
 She gives Eric .47¢ to buy a bunch of grapes. - ¢
 How much money does Jackie have left? _____ ¢

Jackie and Bobby decide to give their ¢
 change to the church. + ¢
 How much do they have to donate to the church? _____ ¢

CHAPTER 4: MONEY

Write your change. You may use a separate sheet of paper if needed.

<p>Kiwi</p>  <p>.29¢</p>	<p>Guava</p>  <p>.53¢</p>	<p>Pineapples</p>  <p>.74¢</p>
<p>Pomegranate</p>  <p>.48¢</p>	<p>Mango</p>  <p>.34¢</p>	<p>Cactus Apples</p>  <p>.63¢</p>
<p>You Pay .50¢</p>  <p>Your Change Is: _____</p>	<p>You Pay .75¢</p>  <p>Your Change Is: _____</p>	<p>You Pay .75¢</p>  <p>Your Change Is: _____</p>
<p>You Pay .60¢</p>  <p>Your Change Is: _____</p>	<p>You Pay .50¢</p>  <p>Your Change Is: _____</p>	<p>You Pay .80¢</p>  <p>Your Change Is: _____</p>
<p>You Pay .95¢</p>  <p>Your Change Is: _____</p>	<p>You Pay .97¢</p>  <p>Your Change Is: _____</p>	<p>You Pay .99¢</p>  <p>Your Change Is: _____</p>