

# LEPANTO MATHEMATICS

## LEVEL 1 WORKBOOK

### **REPRODUCTION OF THIS MATERIAL IS EXPRESSLY PROHIBITED**

ALL OF THE TEXTS, WORKBOOKS, TEST BOOKLETS, ANSWER KEYS, AND ALL OTHER PRINTED MATERIALS HAVE BEEN PAINSTAKINGLY REVIEWED AND EDITED BY OUR LADY OF VICTORY SCHOOL. ( O.L.V.S. ) SOME OF THE WORDING IN THE TEXT AND RESPONSES CONTAINED HEREIN ARE AS THEY ORIGINALLY APPEARED; HOWEVER, IN OTHER PLACES O.L.V.S. HAS EMBELLISHED THE TEXT AND/OR CRAFTED THE RESPONSES AS APPROPRIATE. HUNDREDS OF STAFF HOURS HAVE BEEN EXPENDED IN THE PRODUCTION OF THIS MATERIAL.

#### **ACKNOWLEDGMENT**

Copyright © 2000 by Our Lady of Victory School. All rights are reserved. No part of this material may be reproduced or transmitted in any form or by any means, electronic, mechanical, or by any information and retrieval system. Unauthorized reproduction of any or all parts is strictly prohibited.



# TABLE OF CONTENTS

## CHAPTER 1

Identifying Numbers from 0 to 5 .....	1
Counting in Rows from 0 to 5 .....	2
Counting in Columns from 0 to 5 .....	3
Counting in Rows & Columns from 1 to 5 .....	4
Counting Numbers & Objects from 1 to 10 .....	5-7
Counting Stars from 1 to 10 .....	8
Counting Objects from 1 to 10 .....	9
Counting Objects from 1 to 5 .....	10
Adding One More .....	11
Subtracting with Blocks .....	12
Identifying Amounts .....	13
Odd Numbers .....	14
Fill in the Missing Numbers .....	15
Counting Down .....	16
Counting Up .....	17
Counting by Twos .....	18
Counting Down by Twos .....	19
Recognizing Numbers in a Sequence .....	20
<b>CHAPTER REVIEW: TEST</b> .....	<b>21-22</b>

## CHAPTER 2

Adding Numbers up to 5 .....	23-25
Adding Numbers up to 7 .....	26-27
Adding Numbers up to 10 .....	28-29
Adding Numbers up to 8 .....	30
Adding Numbers up to 10 .....	31
Adding Numbers from a Graph .....	32-33
Addition Number Problems that Equal 10 .....	34
Coloring Shapes to Show Addition Problems .....	35
Adding a Zero to Numbers up to 10 .....	36
Adding Doubles in Number Problems .....	37
Matching Pictures to Addition Problems .....	38
<b>CHAPTER REVIEW: TEST</b> .....	<b>39-40</b>

## CHAPTER 3

Subtracting 1 from Numbers up to 5 .....	41
Subtracting 2 from Numbers up to 10 .....	42
Subtracting 3 from Numbers up to 10 .....	43
Subtracting Numbers Using Pictures .....	44-47
Subtracting Zero from Numbers up to 10 .....	48
Subtracting 4 and 5 from Numbers up to 10 .....	49
Subtracting Numbers from 12 .....	50
Subtracting from Numbers up to 12 .....	51
Identify and Subtract .....	52
Adding and Subtracting from Number Sets .....	53-55
Subtraction Problems Using Pictures .....	56
Find the Signs .....	57
Solve the Problems .....	58
<b>CHAPTER REVIEW: TEST</b> .....	<b>59-60</b>

## CHAPTER 4

Counting by Tens up to 100 .....	61
Place Values and Number Sets .....	62-63
Adding Ten More .....	64
2-Digit Addition with Counting Cubes .....	65
Ten's Place - One's Place .....	66-72
Groups of Tens and Ones .....	73-74
Greater Than and Less Than .....	75-77
Equal to, Greater Than, and Less Than .....	78
Counting from 1 to 100 .....	79
Dots of Fun .....	80
<b>CHAPTER REVIEW: TEST</b> .....	<b>81-82</b>

## CHAPTER 5

Counting Pennies .....	83
Counting Nickels .....	84
Counting Dimes .....	85
Using Pennies to Buy Items .....	86
Counting Nickels and Pennies .....	87
Using Nickels and Pennies to Buy Items .....	88
Counting Dimes and Pennies .....	89
Using Dimes and Pennies to Buy Items .....	90
Counting Money .....	91
Using Nickels and Dimes to Buy Items .....	92
Counting Dimes, Nickels and Pennies .....	93
Counting Money .....	94
Matching Coin Amounts .....	95-96
Counting Money .....	97
Circle the Right Amount .....	98-99
How Much Money Is Left .....	100
Do You Have Enough .....	101
How Much Money Is Left .....	102
<b>CHAPTER REVIEW: TEST</b> .....	<b>103-104</b>


## CHAPTER 6

Learning to Tell Time .....	105
What Does a Clock Do .....	106
Times of a Day .....	107
Writing Time to the Hour on an Analog Clock .....	108
Drawing Hour Hands to Match Digital Time .....	109
Writing Time to the Hour .....	110
Telling Time to the Half Hour .....	111
Telling and Writing Time to the Half Hour .....	112
Drawing Clock Hands to the Hour & Half Hour .....	113
Telling Time to the Hour and Half Hour .....	114
Writing Time to the Quarter Hour .....	115
Writing Time to the Quarter Hour .....	116
Telling Time Review .....	117-118
<b>CHAPTER REVIEW: TEST</b> .....	<b>119-120</b>

## CHAPTER 7

Geometric Shapes .....	121
2 Dimensional (Flat) Shapes .....	122
3 Dimensional Shapes .....	123
2 Dimensional Shapes .....	124
Drawing 2 Dimensional Shapes .....	125
Shape Challenge .....	126
Parts of 2 Dimensional Shapes .....	127
Parts of Geometric Shapes .....	128
Measuring with a Standard Ruler .....	129
Measuring with a Metric Ruler .....	130
Comparing Metric & Standard Measurements .....	131
Do You Measure Up .....	132
Measuring Up Some More .....	133
Inches and Centimeters .....	134
Measuring to the Half Inch .....	135
Measuring to the Half Centimeter .....	136
<b>CHAPTER REVIEW: TEST</b> .....	<b>137-138</b>
<b>FINAL REVIEW: Chapters 1 to 4</b> .....	<b>139-140</b>
<b>FINAL REVIEW: Chapters 5 to 7</b> .....	<b>141-142</b>

0

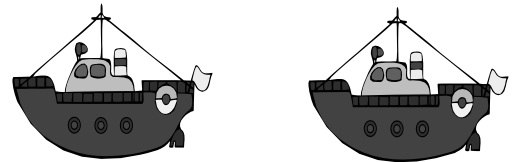


1

2



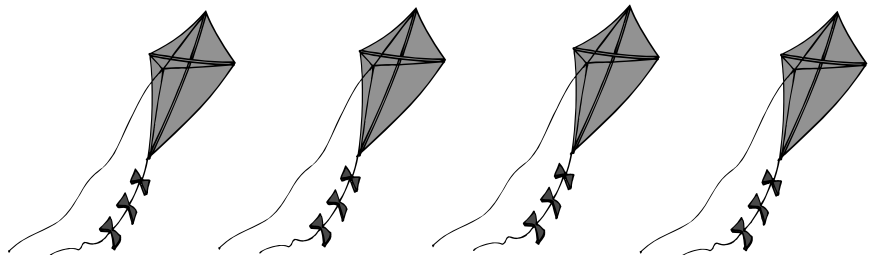
3



4



5




Identify each number by drawing a line from it to the correct number of objects.


# CHAPTER 1

## Counting in Rows from 0 to 5


3



2



4




0



5



1



# CHAPTER 1

## Counting in Columns from 0 to 5


<b>0</b>					
----------	--	--	--	--	--

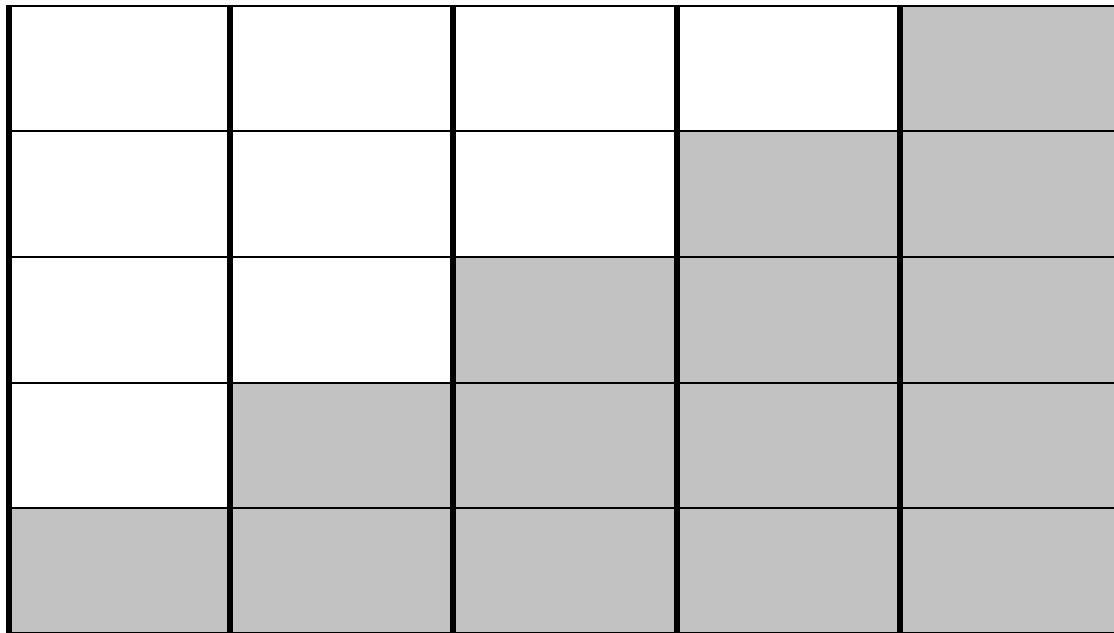

--	--	--	--	--	--


--	--	--	--	--	--

Count how many shaded boxes are in each column and write the number in the box below.

# CHAPTER 1

## Counting in Rows & Columns from 1 to 5

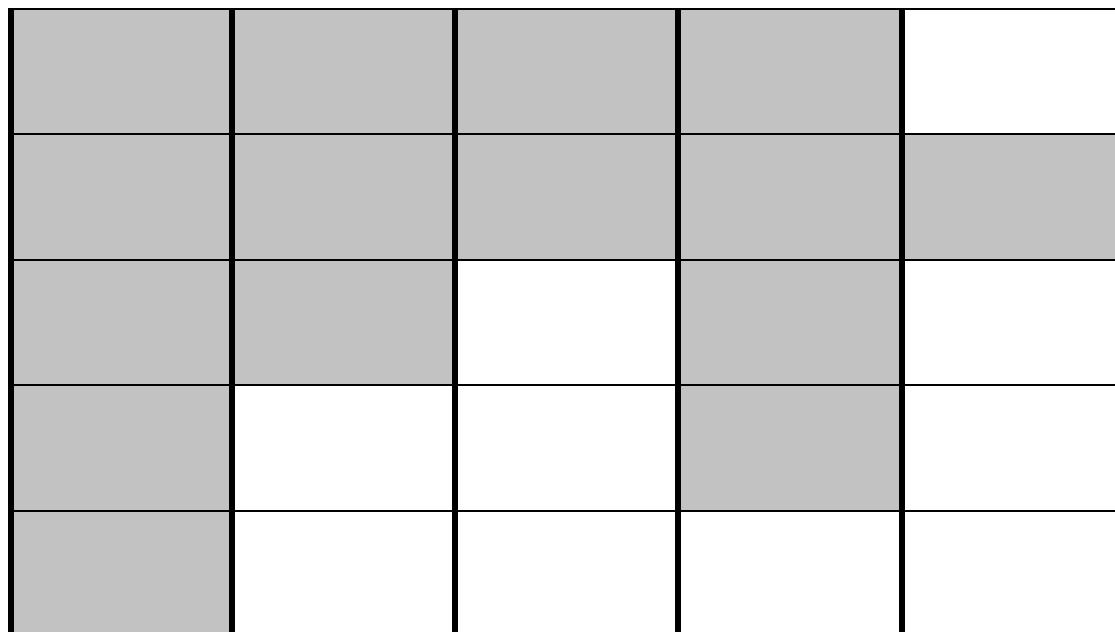


1

1













1

2

3

4

5

6

7

8


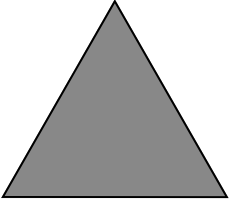
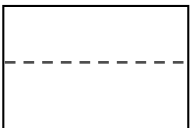
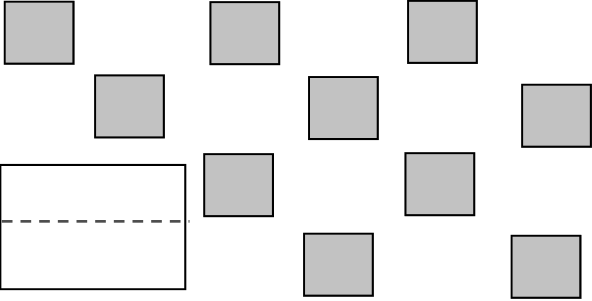
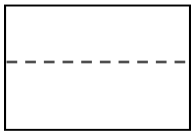
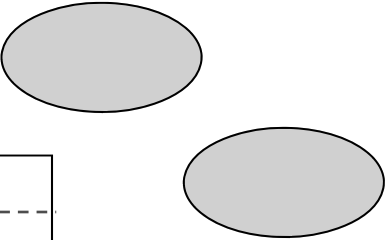
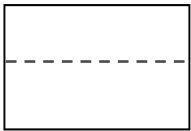
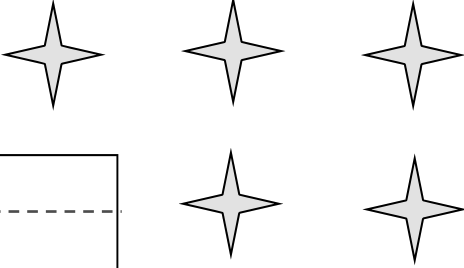

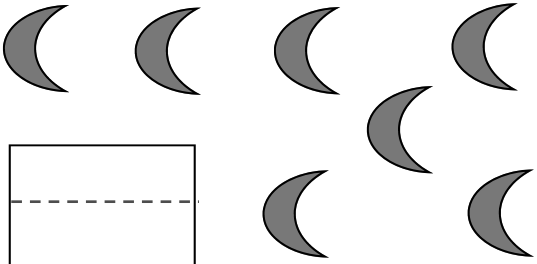
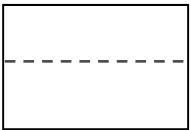
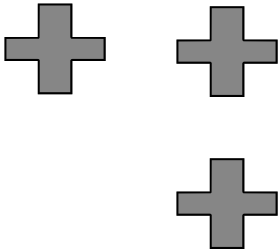
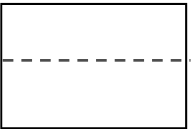

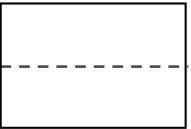
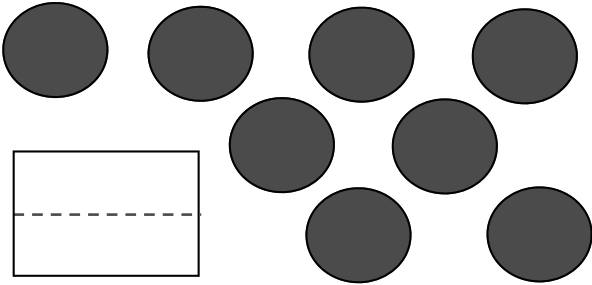
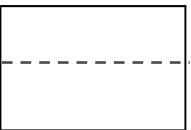
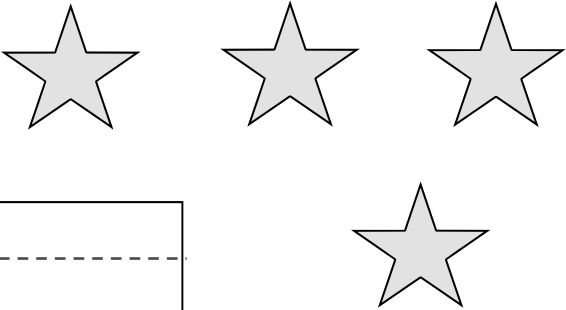
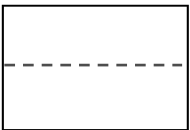

9

10

Draw a line to match the numbers on the right to the correct number of objects on the left.


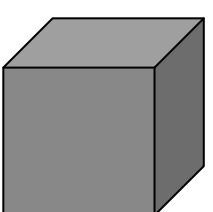

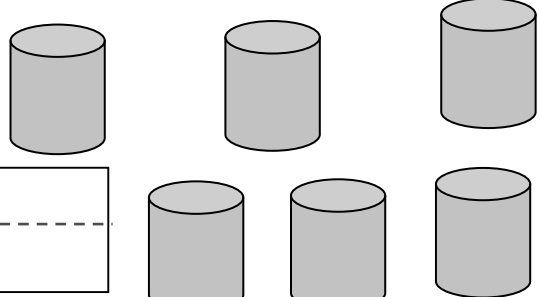
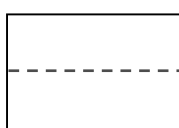
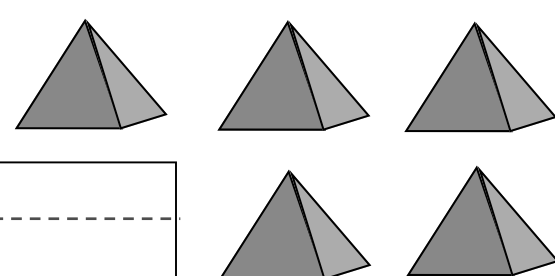

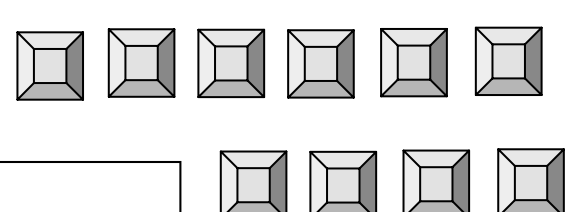
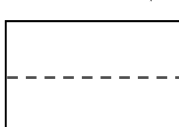
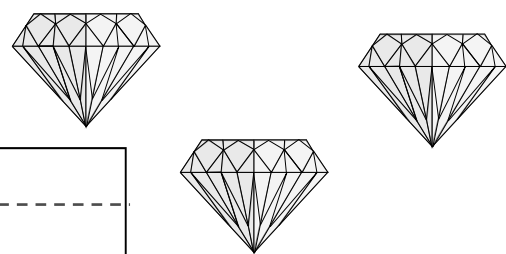

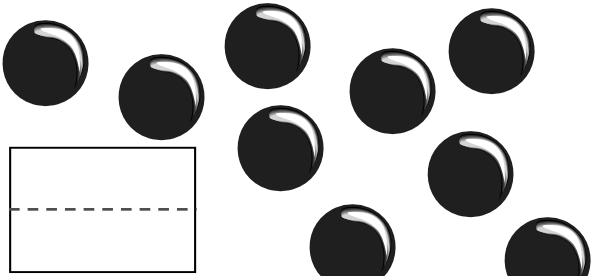
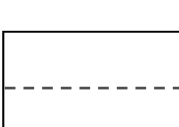



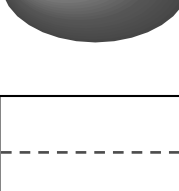
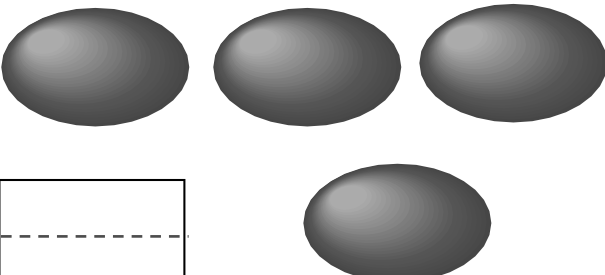
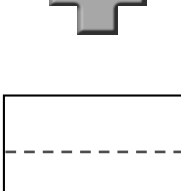
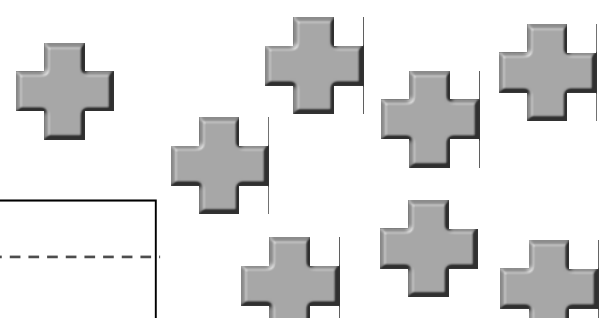
# CHAPTER 1

## Counting Objects from 1 to 10
















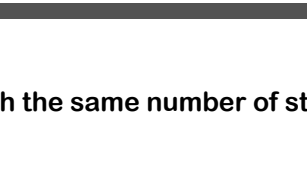
CHAPTER 1  
Counting Objects from 1 to 10

Count the objects in each section and write the number in the box.

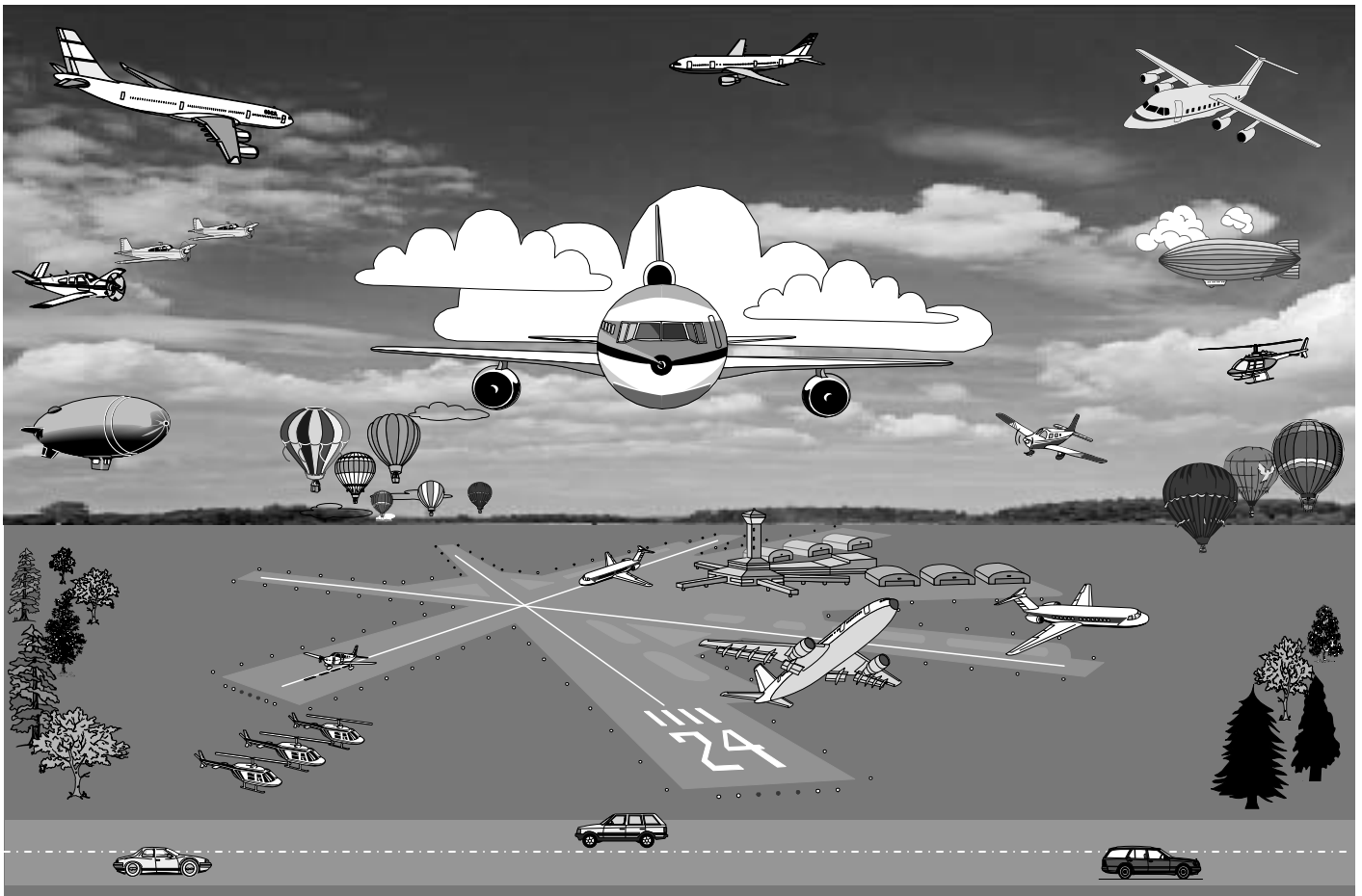
# CHAPTER 1






## Counting Stars from 1 to 10






	• 1 • _____	
	• 2 • _____	
	• 3 • _____	
	• 4 • _____	
	• 5 • _____	
	• 6 • _____	
	• 7 • _____	
	• 8 • _____	
	• 9 • _____	
	• 10 • _____	

# CHAPTER 1

## Counting Objects from 0 to 10



	■ ■ ■ ■
	
	
	
	

How many of each object shown below are in the picture at the top? Write the numbers in the blanks.