

Our Lady of Victory School

Catholic Writing Skills Workbook - Grade 6

Objectives

1. This workbook is designed to begin focus on perfecting cursive handwriting and develop life long habits that produce proper penmanship for the student at the sixth grade level.
2. Students will learn from repetitious practice, the proper technique for, and formation of, cursive words, phrases, short sentences, and definitions.
3. This workbook will also be used in conjunction with the spelling component of our program, and will help to improve the student's penmanship while providing additional practice for each quarter's spelling tests. Penmanship will be graded on all spelling tests along with proper spelling and definitions.
4. Teachers should emphasize the use of cursive writing only on all work. By week # 29 in the *Second Grade*, all work is submitted in cursive handwriting. Tutors will reduce grades for work that is turned in to school in printed form. Special exceptions must be obtained from the O.L.V.S Office to deviate from this practice, and a unique need demonstrated by the in-home teacher.

Method

- A. On assigned days of each week's lesson, the student will practice drill examples as well as continue to copy the examples to the end of each line. Any unfinished examples for a daily lesson may be assigned for homework where necessary for the student to complete the assignments.
- B. After the student has written a line of the examples, check his/her work for conformity. Carefully note any deviations from the examples at the start of each line. (i.e., letter not reaching full or half height lines, or no loop in letters like b,d,l, or g,q,y etc.)
- C. Have your student copy and write each succeeding example, carefully correcting any deviations noted from the preceding attempts. This will help to improve your student's penmanship, and to develop habits that will help produce proper penmanship abilities.
- D. On Fridays a Spelling Test Form is provided for your student to take the weekly spelling test from the Traditional Catholic Spelling Workbook. Be sure to emphasize that using proper penmanship on the tests is very important and will be graded.

General Handwriting Instructions

These workbooks have been designed as a tool to help the student to develop the proper formation of letters and numbers, words and short sentences, linear and columnar number alignments, and lists, by means of repetitious practice, and reinforcement of the proper cursive writing techniques taught at this level.

Be sure the student sits properly, holds the pencil correctly, and slants the writing paper. The paper should be placed directly in front, slanted at the same angle as the writing arm. (Approximately 15 degrees.) The arm should slide easily across the paper. The pencil should point toward the shoulder of the hand holding the pencil. The child should grasp the pencil between the thumb and index finger, letting it rest lightly on the middle finger. Tutor should demonstrate this often, as well as monitor the student's performance throughout the course.

A left handed student should slant the paper in the opposite direction of a right handed student. The student should not be allowed to "hook" by bending the wrist with the hand above the writing line. The slant in either case (for both right and left handed students) should match the slant in this book and in the "Traditional Catholic Spelling Workbooks" available from Our Lady of Victory School for Grades 1B through 8.

Our Lady of Victory School
Catholic Writing Skills Workbook - Grade 6

Example:
Cursive Letters
Upper and
Lower Case
with Numbers
and Punctuation

Use this example
as a reference
from which to
grade proper upper
and lower case
letter and number
formation.

A 15° slant from
the bottom left to
the top right shall
be maintained in
all upper and lower
case lettering and
numbers.

All upper case
letters extend 3/4
line height. The
dotted lines at the
beginning of the
book serve as a
reminder to the
student of the 3/4
spacing.

Aa Bb Cc Dd Ee Ff

Gg Hh Ii Jj Kk Ll


Mm Nn Oo Pp Qq

Rr Ss Tt Uu Vv

Ww Xx Yy Zz . , ? !

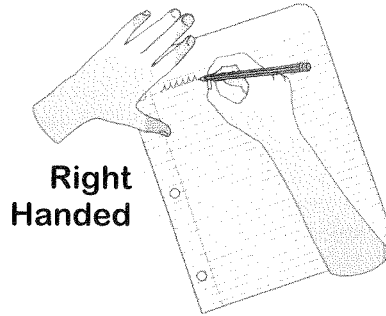
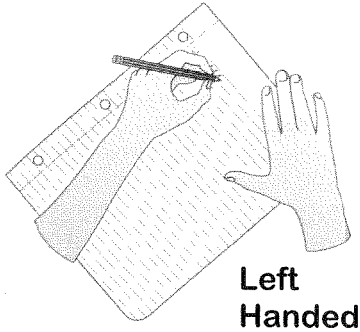
1 2 3 4 5 6 7 8 9 10

PROPER SLANT ANGLE OF 15°.
THIS IS APPROPRIATE FOR BOTH RIGHT AND LEFT HANDED STUDENTS



PROPER POSITION FOR PENCIL, PAPER and STUDENT


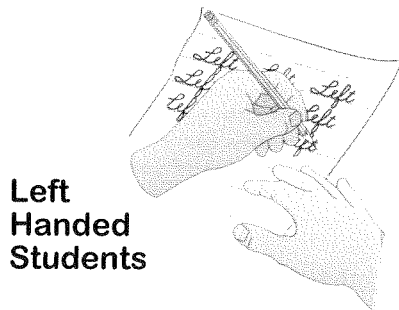
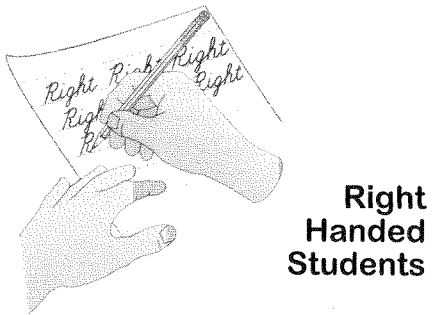
PROPER PAPER POSITION




PROPER WRITING POSTURE



PROPER GRASP



Right Handed Students



A B C D E F G H I J K L M N O P Q R S T U V W X Y Z
a b c d e f g h i j k l m n o p q r s t u v w x y z 1 2 3 4 5 6 7 8 9 0 . , ? !

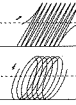
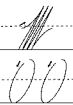
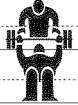
Our Lady of Victory School

Catholic Writing Skills Workbook - Grade 6

Practice Page

You may photocopy this page as needed.

Warming Up: Basic Stroke Practice - Trace and finish the top 2 rows at the start of each lesson.



Handwriting practice lines consisting of multiple rows of horizontal lines with a dashed midline for tracing.

A B C D E F G H I J K L M N O P Q R S T U V W X Y Z
abcdefghijklmnopqrstuvwxyz 1 2 3 4 5 6 7 8 9 0 . , ? !

Our Lady of Victory School

Catholic Writing Skills Workbook - Grade 6

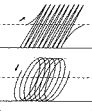
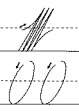
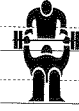
Week 1

Warming Up: Basic Stroke Practice - Trace and finish the top 2 rows at the start of each lesson.

BASELINE EXAMINATION


To be graded by OLVS Tutor

Penmanship: _____ %



Below the examples, rewrite each line of upper and lower case letters three times. Rewrite the numbers and punctuation marks three times as well.

A B C D E F G H I J K L M



N O P Q R S T U V W X Y Z

a b c d e f g h i j k l m

n o p q r s t u v w x y z

1 2 3 4 5 6 7 8 9 0 . , ? !

A B C D E F G H I J K L M N O P Q R S T U V W X Y Z
a b c d e f g h i j k l m n o p q r s t u v w x y z 1 2 3 4 5 6 7 8 9 0 . , ? !

Week 1

Spelling Test #1 - Words & Definitions

Our Lady of Victory School

Catholic Writing Skills Workbook - Grade 6

Home Teacher - Words: - /25 Defs: - /5

Home Teacher - Penmanship: ____%

1.)

8.)

15.)

2.)

9.)

16.)

3.)

10.)

17.)

4.)

11.)

18.)

5.)

12.)

19.)

6.)

13.)

20.)

7.)

14.)

21.)


22.)

23.)

24.)

25.)

*You're Being Graded,
So Remember...
Neatness Counts !!*



A B C D E F G H I J K L M N O P Q R S T U V W X Y Z
 abcdefghijklmnopqrstuvwxyz 1 2 3 4 5 6 7 8 9 0 . , ? !

Our Lady of Victory School

Catholic Writing Skills Workbook - Grade 6

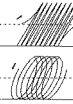
Week 2

Review Cursive Letters & Numbers

Warming Up: Basic Stroke Practice - Trace and finish the top 2 rows at the start of each lesson.



//
00

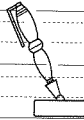


Focus on Fundamentals: Trace and finish the letter examples (at least 4 times each set) as shown below. Try to reproduce each letter set exactly as the samples appear.

A a
C c

B b
D d

Perfecting Penmanship: Using your best penmanship, copy over, then rewrite the sentences below.



And He saith unto them, why are ye fearful,
 O ye of little faith? Then He arose, and rebuked
 the winds and the sea, and there was a great calm.
 -- Matthew 8:26



Practice Makes Perfect: Copy over, then re-write the words from your spelling lists below. Try to reproduce each word exactly as the samples appear.



academy
caution
absolute
century
radium

apostolate
comrade
apostasy
absorb
Assumption

cutlery
ark
appall
merr

A B C D E F G H I J K L M N O P Q R S T U V W X Y Z
abcdefghijklmnopqrstuvwxyz 1 2 3 4 5 6 7 8 9 0 . , ? !

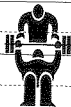
Warming Up: Basic Stroke Practice - Trace and finish the top 2 rows at the start of each lesson.

Our Lady of Victory School

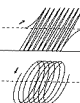
Catholic Writing Skills Workbook - Grade 6

Week 27

Review Cursive Letters & Numbers



Basic stroke practice showing a vertical line and a cursive '00'.



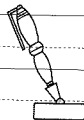
Focus on Fundamentals: Trace and finish the letter examples (at least 4 times each set) as shown below. Try to reproduce each letter set exactly as the samples appear.



abc
ghi

Def
Jkl

Perfecting Penmanship: Using your best penmanship, copy over, then rewrite the sentence below.




And now there remains faith, hope, and charity,
these three: but the greatest of these is charity.
- St. Paul to the Corinthians 13:13



Saint Paul the Apostle

Practice Makes Perfect: Copy over, then re-write the words from your spelling lists below. Try to reproduce each word exactly as the samples appear.



compare

conceal

convert

descendant

fortitude

compose

concept

depress

diagram

gentile

compress

consent

depreciate

disobey