

Our Lady of Victory School


421 S. Lochsa Street
Post Falls, ID 83854
(208) 773-7265 www.olvs.org

REPRODUCTION OF THIS MATERIAL IS EXPRESSLY PROHIBITED

ALL OF THE TEXTS, WORKBOOKS, TEST BOOKLETS, ANSWER KEYS AND ALL OTHER PRINTED MATERIALS HAVE BEEN PAINSTAKINGLY REVIEWED AND EDITED BY OUR LADY OF VICTORY SCHOOL. (O.L.V.S.) SOME OF THE WORDING IN THE TEXT AND RESPONSES CONTAINED HEREIN ARE AS THEY ORIGINALLY APPEARED; HOWEVER, IN OTHER PLACES O.L.V.S. HAS EMBELLISHED THE TEXT AND/OR CRAFTED THE RESPONSES AS APPROPRIATE. HUNDREDS OF STAFF-HOURS HAVE BEEN EXPENDED IN THE PRODUCTION OF THIS MATERIAL.

ACKNOWLEDGMENT

Copyright © 1999 by Our Lady of Victory School. All rights are reserved. No part of this material may be reproduced or transmitted in any form or by any means, electronic, mechanical, or by any information and retrieval system. Unauthorized reproduction of any or all parts is strictly prohibited.



Contents

	Page
Contents	3
Spelling Course	3
Workbook Instructions	4
Objective	
Method	
General Handwriting Instructions	4
Alphabet Reference Guides	5
Spelling / Workbook Section	6 - 135
Poetry Section	136 - 140
Lined Practice Sheets	141 - 146
Fathers' and Mothers' Indulgence	147

GRADE 4

Spelling Course

Students are required to learn the spelling of all the words in each lesson and definitions of the seven (7) words per week. You may choose two words to define, but be sure to include the five religious words at the end of each list. Make sure that their handwriting is neat and legible. If you wish, and if the test does not have to be sent to school, the spelling words and definitions may be answered orally. Weekly tests should be on the spelling of all the words and five religious definitions.

GRADING: Three (3) points will be given for each correct spelling word and five (5) points for each correct religious definition. If all the spelling words and religious definitions are correct, the perfect score is 100 points (3 points x 25 words = 75 and 5 points x 5 definitions = 25). There is no need for a daily grade for spelling, just the scores for the trial test and/or the final test on Friday. (Example Score: -1/20 words; -1/5 definitions). If you have any questions, please send a note with your lesson plans to the tutor.

Definitions for religious words are taken from the Baltimore Catechisms (available from Our Lady of Victory School).

Handwriting Workbook

Objectives

1. This workbook has been designed to continue with spelling development, and cursive handwriting practice for the fourth year level.
2. Students will learn from repetitious practice the proper spelling of words and formation of cursive letters and punctuation. Both upper and lower case letters will be covered.
3. The workbook will also be used in conjunction with the handwriting component of our program, and will help to improve the student's penmanship while providing additional practice for each week's spelling lesson.
4. At the fourth grade level, cursive handwriting is now required for students continuing their O.L.V.S. education. Lessons and tests will only be accepted for full credit in cursive handwriting. Special exceptions may be obtained from O.L.V.S to deviate from this standard.

Method

- A. Day one of each week's spelling lesson the student will study all the words and memorize the definitions of 7 words. (Include the last 5 religious definitions as they will be a part of each weeks test.)
- B. Day two, the student will do the Fill in the Blank & Sentence Exercise in the TCS Workbook on the pages that correspond to that week's lesson plan.
- C. Day three, the student will write the spelling words three times each and review all words and religious definitions for Trial Test on Thursday. Complete Find the Definitions in the TCS Workbook.
- D. Day four, the student will take a Trial TEST: words and religious definitions in preparation for test on day five. Write any misspelled words 5 times each.
- E. Day five, the student will prepare for and take the spelling test that corresponds with that week's lesson plan.

General Handwriting Instructions

The handwriting pages have been designed as a tool to help the student to learn the proper spelling of each word by means of repetitious writing, as well as to reinforce proper writing techniques .

Be sure the child sits properly, holds the pencil correctly and slants the writing paper. The paper should be placed directly in front, slanted at the same angle as the writing arm. The arm should slide easily across the paper. The pencil should point toward the shoulder of the hand holding the pencil. The child should grasp the pencil between the thumb and index finger, letting it rest lightly on the middle finger. Tutor should demonstrate this often, as well as monitor the student's performance throughout the course.

A left-handed student should slant the paper in the opposite direction of a right handed student. The student should not be allowed to "hook" by bending the wrist with the hand above the writing line. The slant in either case should match the slant in this book on the Alphabetic Reference Guide page and on the individual lesson practice pages.

ALPHABET REFERENCE GUIDE

Cursive Style


A a B b C c D d E e F f
G g H h I i J j K k L l
M m N n O o P p Q q R r
S s T t U u V v W w
X x Y y Z z ! ? & ; : ' ''
() 0 1 2 3 4 5 6 7 8 9

Manuscript Style

Aa Bb Cc Dd Ee Ff Gg Hh Ii
Jj Kk Ll Mm Nn Oo Pp Qq Rr
Ss Tt Uu Vv Ww Xx Yy Zz
! ? & - : ; ' '' ()
1 2 3 4 5 6 7 8 9 0

Spelling / Workbook


Section



HOW TO STUDY FOR YOUR SPELLING TESTS

1. Find the correct spelling lesson for the current week's studies.
2. Review the word list.
3. Say each word aloud.
4. Say each letter in the word.
5. Close your eyes and say each letter again.
6. Look at the word again.
7. Write the word on a piece of paper without looking at it in your spelling book.
8. Check your word against the word in your spelling book. See if you wrote it correctly.
9. Cover the word on your paper, and write it again.
10. Study each word this way until you can spell them all correctly.

Lesson 1



When c or g is followed by e, i, or y, c and g usually have a soft sound.

- | | | |
|------------|----------------|--------------|
| 1. ledger | 8. cartridge | 15. cringe |
| 2. fudge | 9. gorge | 16. gorgeous |
| 3. pledge | 10. emergency | 17. wedge |
| 4. ridge | 11. vegetation | 18. danger |
| 5. barge | 12. general | 19. gauge |
| 6. tragedy | 13. singe | 20. twice |
| 7. midget | 14. courage | |
-
21. creed - a short list of teachings about God that must be believed
 22. serve - to obey
 23. chief - most important
 24. divine - belonging to God Himself
 25. image - picture

Fill In The Blanks (from word list)

1. At the circus, there was a very tall man and a _____.
2. When there is an _____, dial "911" on your phone.
3. As Catholics, we believe that Jesus is _____.
4. God made me to know, love, and _____ Him.
5. Sebastian ate too much _____ on Christmas day.
6. Americans _____ allegiance to the flag of the U.S.A.
7. We pray the Apostle's _____ at the start of each Rosary.
8. Deer and elk like to walk on the _____ of a mountain.
9. We need _____ to fight against all temptations.
10. At church there is an _____ of Our Blessed Mother.

1. ledger
2. fudge
3. pledge
4. ridge
5. barge
6. tragedy
7. midget
8. cartridge
9. gorge
10. emergency
11. vegetation
12. general
13. singe

14. *courage*

15. *cringe*

16. *gorgeous*

17. *wedge*

18. *danger*

19. *gauge*

20. *twice*

21. *creed*

22. *serve*

23. *chief*

24. *divine*

25. *image*

Word Study Page

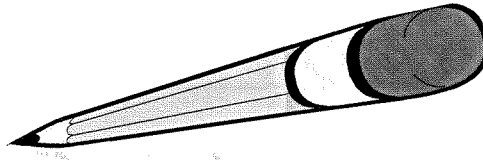
Find the Definition

Draw a straight line from the word to the mark by its definition.



- | | |
|------------|--|
| 1. cringe | - a passage boat or ferry |
| 2. pledge | - to exhibit bravery in the face of danger |
| 3. singe | - to cower or grovel, show fear |
| 4. danger | - a hazard or peril, exposure to evil |
| 5. tragedy | - a device for measuring |
| 6. barge | - a small person, dwarf |
| 7. gauge | - to make a promise, vow |
| 8. courage | - to burn the surface, sear |
| 9. wedge | - a bad misfortune, suffering |
| 10. midget | - a v-shaped tool used for prying |

*Remember to practice
good penmanship skills*



Sentence Exercise: Select any five of the spelling words from this lesson and use them in a complete sentence.

1. _____


2. _____

3. _____

4. _____

5. _____

Lesson 2



Aw, in most words has the sound of aw as we hear it in saw.

Au, in most words has the same sound as aw.

- | | | |
|------------|----------------|---------------|
| 1. author | 8. awful | 15. claw |
| 2. taunt | 9. sprawl | 16. hawk |
| 3. auction | 10. awkward | 17. flawless |
| 4. audible | 11. yawn | 18. authentic |
| 5. haul | 12. caution | 19. automatic |
| 6. naught | 13. fault | 20. lawyer |
| 7. fraud | 14. auditorium | |

21. angels - spirits without bodies
22. Creator - God alone, Who made all things from nothing
23. favor - a special gift
24. blessed - holy
25. immaculate - without any sin

Fill In The Blanks (from word list)

1. It is impolite to _____ in front of company.
2. Mary said, "I am the _____ Conception."
3. God is the _____ of all things.
4. The rosary was _____ by Fr. Young.
5. Always use _____ when crossing a street.
6. Father will _____ the load of dirt in Scott's truck.
7. Father Lovasik was the _____ of many religious books for children.
8. Put the laundry in the _____ washer.
9. Father will give a talk on vocations in the _____.
10. A red tail _____ was flying over the prairie looking for prey.

Word Study Page

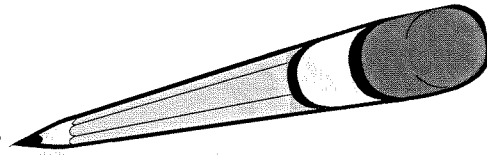


Find the Definition

Draw a straight line from the word to the mark by its definition.

- | | |
|-----------------|-------------------------------------|
| 1. flexible | - at hand, convenient |
| 2. entrance | - to try, an attempt |
| 3. intention | - to etch letters in metal, carve |
| 4. available | - an opening or passage-way |
| 5. inquire | - having a bendable quality, limber |
| 6. engrave | - virtuous, just, honest |
| 7. honorable | - to question or ask |
| 8. insure | - to guarantee, safeguard |
| 9. endeavor | - a plan or design, meaning |
| 10. investigate | - to look into, explore |

*Remember to practice
good penmanship skills*



Sentence Exercise: Select any five of the spelling words from this lesson and use them in a complete sentence.


1.

2.

3.

4.

5.



Sion or tion have the short u as in shun.

- | | | |
|----------------|------------------|--------------|
| 1. foundation | 8. combination | 15. position |
| 2. publication | 9. international | 16. ambition |
| 3. circulation | 10. destination | 17. section |
| 4. reputation | 11. impression | 18. ocean |
| 5. obligation | 12. conclusion | 19. action |
| 6. reservation | 13. division | 20. mention |
| 7. corporation | 14. occasion | |

21. Levite - the descendants of the patriarch Levi
22. mysteries - truths of our Faith
23. Divine Providence - God's loving care of us
24. tradition - holy teachings handed down
25. guardian - one who looks after or protects another

Fill In The Blanks (from word list)

1. The Holy Trinity is one of the _____ of the Catholic Faith.
2. St. Dominic avoided any _____ of sin.
3. The Pacific _____ is on the west coast of the United States.
4. Remember to put the _____ lock on your bicycle.
5. Ascension Thursday is a holyday of _____.
6. We must try to do God's holy will and trust in His _____.
7. Joe's aunt will be his _____ until his parents return.
8. To ruin another's _____ is a sin against the eighth commandment.
9. The Magi's _____ was to find a King in Bethlehem.
10. It is a good Catholic _____ to participate in the rosary march.

1. *foundation*
2. *publication*
3. *circulation*
4. *reputation*
5. *obligation*
6. *reservation*
7. *corporation*
8. *combination*
9. *international*
10. *destination*
11. *impression*
12. *conclusion*
13. *division*

14. occasion

15. position

16. ambition

17. section

18. ocean

19. action

20. mention

21. Levite

22. mysteries

23. Divine Providence

24. tradition

25. guardian

Word Study Page

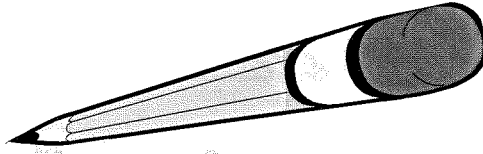
Find the Definition

Draw a straight line from the word to the mark by its definition.



- | | |
|----------------|--------------------------------------|
| 1. conclusion | - movement, activity |
| 2. division | - a longing or desire |
| 3. action | - an ending, completion |
| 4. position | - separation of parts, cutting apart |
| 5. mention | - the base of a structure, footing |
| 6. ambition | - to tell, remark |
| 7. ocean | - the location at present, place |
| 8. occasion | - an event, or a happening |
| 9. section | - a large body of sea water |
| 10. foundation | - a part of a whole, segment |

*Remember to practice
good penmanship skills*



Sentence Exercise: Select any five of the spelling words from this lesson and use them in a complete sentence.


1.

2.

3.

4.

5.



The ks sound at the end of a word is usually spelled cs, when s is a suffix. Other times it is usually spelled x.

- | | | |
|----------------|--------------|-------------|
| 1. auxiliary | 8. topics | 15. fabrics |
| 2. expedient | 9. expose | 16. critics |
| 3. exclamation | 10. toxin | 17. x-ray |
| 4. melodic | 11. climax | 18. axle |
| 5. tonics | 12. tropics | 19. annex |
| 6. frolic | 13. textures | 20. clinics |
| 7. vex | 14. civics | |
-
21. Leviticus - the 3rd book of the Old Testament, written by Moses
 22. conception - the moment when God joins soul and body as life begins
 23. gluttony - drinking and eating too much
 24. Gabriel - one of the highest angels in Heaven
 25. Incarnation - God became man

Fill In The Blanks (from word list)

1. The Angel _____ appeared to the Virgin Mary.
2. Alice's aunt is going to make jumpers from these three _____.
3. Eating too much could be a sin of _____.
4. The technician will take an _____ of Sam's broken ankle.
5. The _____ on the car was broken.
6. The _____ will issue a report on the new science book.
7. The twins like to _____ in the park.
8. There are several dental _____ in the area.
9. Choose one of the following _____ for your speech.
10. The _____ of the story was in the last chapter.