

Our Lady of Victory School

421 S. Lochsa Street
Post Falls, ID 83854
(208) 773-7265 www.olvs.org




REPRODUCTION OF THIS MATERIAL IS EXPRESSLY PROHIBITED

ALL OF THE TEXTS, WORKBOOKS, TEST BOOKLETS, ANSWER KEYS, AND ALL OTHER PRINTED MATERIALS HAVE BEEN PAINSTAKINGLY REVIEWED AND EDITED BY OUR LADY OF VICTORY SCHOOL. (O.L.V.S.) SOME OF THE WORDING IN THE TEXT AND RESPONSES CONTAINED HEREIN ARE AS THEY ORIGINALLY APPEARED; HOWEVER, IN OTHER PLACES O.L.V.S. HAS EMBELLISHED THE TEXT AND/OR CRAFTED THE RESPONSES AS APPROPRIATE. HUNDREDS OF STAFF-HOURS HAVE BEEN EXPENDED IN THE PRODUCTION OF THIS MATERIAL.

ACKNOWLEDGMENT

Copyright © 1999 by Our Lady of Victory School. All rights are reserved. No part of this material may be reproduced or transmitted in any form or by any means, electronic, mechanical, or by any information and retrieval system. Unauthorized reproduction of any or all parts is strictly prohibited.



Contents

	Page
Contents	5
Spelling Course	5
Workbook Instructions	6
Objective	
Method	
General Handwriting Instructions	6
Alphabet Reference Guides	7
Spelling / Workbook Section	8 through 144
Poetry Section	145
Lined Practice Sheets	146 - 150
Fathers and Mothers Indulgence	151

GRADE 3

Spelling Course

Students are required to learn the spelling of all words in each lesson and definitions of five (5) words per week. You may choose three words to define, but be sure to include the two religious words at the end of each list as these two (2) religious words are included on the weekly tests. There are 20 words in each lesson. Make sure that their handwriting is neat and readable. If you wish, an oral trial test may be given midweek for the purpose of review and study for the Friday written test. The test should be on the spelling of all the words and the definition of the two religious words. Spelling test forms may be found in the Writing Handbook.

GRADING: Two (2) points will be given for each correct spelling word and five (5) points for each correct religious definition. If all spelling words and definitions are both correct, the perfect score is 50 points (20 words x 2 points = 40 and 2 definitions x 5 points = 10), a score of 50 points = 100%. There is no need for a daily grade for spelling, just the scores for the final test on Friday and/or the trial test if 100%. (Example: -0/20 words; -1/2 definitions = 45 pts. = 90%). If you have any questions, please send a note with your lesson plans to the tutor.

Definitions for religious words are taken from the Baltimore Catechism #2 (available from Our Lady of Victory School). The number in the parenthesis (#) at the end of the definition indicates the page number on which that word and definition may be found.

Handwriting Workbook

Objectives

1. This workbook has been designed to continue with spelling development, and cursive handwriting practice for the third year level.
2. Students will learn from repetitious practice the proper spelling of words and formation of cursive letters and punctuation. Both upper and lower case letters will be covered.
3. The workbook will also be used in conjunction with the handwriting component of our program, and will help to improve the student's penmanship while providing additional practice for each week's spelling lesson.
4. At the third grade level, cursive handwriting is now required for students continuing their O.L.V.S. education. Lessons and tests will only be accepted for full credit in cursive handwriting. Special exceptions may be obtained from O.L.V.S to deviate from this standard.

Method

- A. Day one of each week's spelling lesson the student will study all words; and memorize definitions of 5 words of your choice. (Include the last 2 religious words of lesson in definitions to be memorized.)
- B. Day two, the student will do the Cursive Handwriting Drills in the TCS Workbook on the pages that correspond to that week's lesson plan.
- C. Day three, the student will repeat day one, and may take an oral Trial TEST: words and definitions in preparation for test on day five.
- D. Day four, the student will do the Word Study exercise pages in the TCS Workbook corresponding with that week's lesson plan, and study missed words from the Trial TEST.
- E. Day five, the student will prepare for and take the spelling test (20 words and the two religious definitions) that corresponds with that week's lesson plan.

General Handwriting Instructions

The handwriting pages have been designed as a tool to help the student to learn the proper spelling of each word by means of repetitious writing, as well as to reinforce proper writing techniques taught at this level in the "Writing Can Help" course.

Be sure the child sits properly, holds the pencil correctly, and slants the writing paper. The paper should be placed directly in front, slanted at the same angle as the writing arm. The arm should slide easily across the paper. The pencil should point toward the shoulder of the hand holding the pencil. The child should grasp the pencil between the thumb and index finger, letting it rest lightly on the middle finger. Tutor should demonstrate this often, as well as monitor the students performance throughout the course.

A left handed student should slant the paper in the opposite direction of a right handed student. The student should not be allowed to "hook" by bending the wrist with the hand above the writing line. The slant in either case should match the slant in this book and in the "Writing Can Help" handwriting book. ("Writing Can Help" is also available through Our Lady of Victory School.)

ALPHABET REFERENCE GUIDE


Cursive Style

A a B b C c D d E e F f
G g H h I i J j K k L l
M m N n O o P p Q q R r
S s T t U u V v W w
X x Y y Z z ! ? & ; : ' "
() 0 1 2 3 4 5 6 7 8 9

Manuscript Style

Aa Bb Cc Dd Ee Ff Gg Hh Ii
Jj Kk Ll Mm Nn Oo Pp Qq Rr
Ss Tt Uu Vv Ww Xx Yy Zz
! ? & - ; : ' " ()
0 1 2 3 4 5 6 7 8 9

Spelling / Workbook Section




HOW TO STUDY FOR YOUR SPELLING TESTS

1. Find the correct spelling lesson for the current weeks studies.
2. Review the word list.
3. Say each word aloud.
4. Say each letter in the word.
5. Close your eyes and say each letter again.
6. Look at the word again.
7. Write the word on a piece of paper without looking at it in your spelling book.
8. Check your word against the word in your spelling book. See if you wrote it correctly.
9. Cover the word on your paper, and write it again.
10. Study each word this way until you can spell them all correctly.

Lesson 1

- | | | |
|-----------|-----------|-------------|
| 1. prince | 7. race | 13. cell |
| 2. prance | 8. grace | 14. civil |
| 3. dance | 9. ice | 15. cinder |
| 4. dunce | 10. slice | 16. cease |
| 5. since | 11. cent | 17. center |
| 6. mince | 12. cider | 18. cyclone |



19. spiritual - belonging to the soul.
20. Trinity - three in one.

Fill In The Blanks (from word list)

1. Sanctifying _____ gets us to heaven.
2. The _____ of the altar is the tabernacle.
3. St. Clare's _____ held a bed of straw.
4. Dorothy's house was caught up in a _____.
5. Being _____ is another meaning for "polite".
6. St. Catherine had a _____ of bread for dinner.
7. Hot apple _____ tastes fine on a cold night.
8. As John poked the fire, a _____ flew in his eye.
9. St. Peter is the _____ of the apostles.
10. The Irish jig is a lively _____.



Practice your letters. - Can you make them look just like these?

A B C a b c

.....

1. *prince*

2. *prance*

3. *dance*

4. *dunce*

5. *since*

6. *mince*

7. *race*

8. *grace*

9. *ice*

10. *slice*

11. cent

12. cider

13. cell

14. civil

15. cinder

16. cease

17. center

18. cyclone

19. spiritual

20. Trinity

Word Study Page

Find the Definition

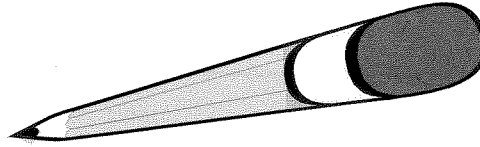
Draw a straight line from the word to the mark by its definition.



1. prince
2. dance
3. mince
4. race
5. cease
6. slice
7. cell
8. center
9. ice
10. cyclone

- to stop or end
- a small container or room
- a point in the middle
- a type of storm
- move lightly about to music
- frozen form of water
- chop into very small pieces
- the son of a king
- a contest of speed or distance
- to cut into two or more parts

*Remember to practice
good penmanship skills*



Sentence Exercise: Select any five of the spelling words from this lesson and use them in a complete sentence.

1.

2.


3.

4.

5.

Lesson 2

- | | | |
|---------------------|--------------------|-------------|
| 1. <u>pr</u> incess | 7. praise | 13. stone |
| 2. print | 8. privilege | 14. statue |
| 3. present | 9. prompt | 15. sting |
| 4. promote | 10. prose | 16. stirrup |
| 5. prayer | 11. <u>str</u> ing | 17. stitch |
| 6. pride | 12. straw | 18. stark |



19. understanding - the power of knowing right from wrong.
20. providence - God's way of dealing with us.

Fill In The Blanks (from word list)

1. The Romans used to _____ the Christians.
2. Be _____ when your parents call you.
3. Everyday say a _____ for your country.
4. The _____ from a bee can be painful.
5. Baby Jesus had a _____ bed.
6. In every Catholic church, we find a _____ of Our Lady.
7. When you ride a horse, your foot is in a _____.
8. There was a _____ for everyone on Christmas morning.
9. The saints _____ and glorify God.
10. One of the capital sins is _____.



Practice your letters. - Can you make them look just like these?

D E F d e f

Word Study Page

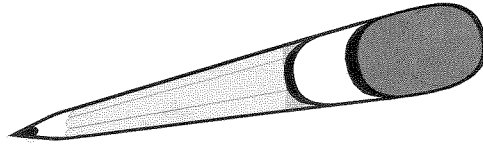
Find the Definition

Draw a straight line from the word to the mark by its definition.



1. golden
 2. dewy
 3. crew
 4. newest
 5. boldest
 6. soldier
 7. holder
 8. moldy
 9. jewelry
 10. newspaper
- daring, fearless, brave
 - a group of men on a ship
 - a wet or damp quality
 - having the color or luster of gold
 - a device for holding something
 - valuable gems or ornaments
 - covered or overgrown with mold
 - the most recent of a group
 - a regularly printed publication
 - a man serving in an army

*Remember to practice
good penmanship skills*




Sentence Exercise: Select any five of the spelling words from this lesson and use them in a complete sentence.

1.	
2.	
3.	
4.	
5.	

Lesson 28


- | | | |
|-------------------|---------------------|--------------------|
| 1. <u>c</u> rawl | 7. launch | 13. bought |
| 2. b <u>r</u> awl | 8. daughter | 14. thought |
| 3. lawyer | 9. na <u>u</u> ghty | 15. brought |
| 4. <u>t</u> aught | 10. caught | 16. <u>p</u> ledge |
| 5. faucet | 11. <u>s</u> ought | 17. hedge |
| 6. saucer | 12. fought | 18. <u>b</u> ridge |



19. descended - went down.
20. sanctifying - making holy or pleasing to God.

Fill In The Blanks (from word list)

1. Our family _____ a new car.
2. Joe _____ many fish today.
3. The baby learned to _____.
4. We have a leak in our _____.
5. Our Lady was the _____ of St. Anne.
6. The rocket was ready to _____.
7. Annie drove the car across the covered _____.
8. The Holy Ghost _____ upon the Apostles.
9. The teacher _____ the children how to read.
10. I made a _____ to give five dollars.



Practice your letters. - Can you make them look just like these?

P Q R

p q r

1. crawl

2. brawl

3. lawyer

4. taught

5. faucet

6. saucer

7. launch

8. daughter

9. naughty

10. caught

11. sought

12. fought

13. bought

14. thought

15. brought

16. pledge

17. hedge

18. bridge

19. descended

20. sanctifying

Word Study Page

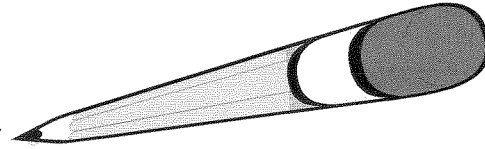
Find the Definition

Draw a straight line from the word to the mark by its definition.



1. faucet
 2. saucer
 3. hedge
 4. launch
 5. crawl
 6. bridge
 7. lawyer
 8. brought
 9. taught
 10. pledge
- a span across a gap or river
 - past tense of bring
 - move about on hands and knees
 - a type of water valve
 - a row of short bushes
 - to set in motion, start
 - a person trained in the law
 - to promise or agree to abide by
 - a small round shallow dish
 - the past tense of teach

*Remember to practice
good penmanship skills*



Sentence Exercise: Select any five of the spelling words from this lesson and use them in a complete sentence.

1.

2.


3.

4.

5.

Lesson 29

- | | | |
|---------------------|------------------------|----------------------|
| 1. cheap <u>e</u> n | 7. heavenly | 13. frosty |
| 2. frozen | 8. quickl <u>y</u> | 14. flow <u>e</u> ry |
| 3. eat <u>e</u> n | 9. sur <u>e</u> ly | 15. dream <u>e</u> r |
| 4. great <u>l</u> y | 10. thoroughl <u>y</u> | 16. swim <u>m</u> er |
| 5. fairl <u>y</u> | 11. gloom <u>y</u> | 17. run <u>n</u> er |
| 6. entirel <u>y</u> | 12. sand <u>y</u> | 18. spell <u>e</u> r |



19. absolving - taking away sin.
20. confessor - the priest hearing confessions.

Fill In The Blanks (from word list)

- _____ is the name of a famous snowman.
- Be sure to tell the _____ all of your sins.
- The beach was very _____.
- We play in the house on _____ days.
- The _____ ice cream melted in the sun.
- Their donation was _____ appreciated.
- The _____ came out of the water.
- Luke _____ ran away from the bull.
- The Garden of Eden was _____.
- The hot dogs were _____ at the picnic.



Practice your letters. - Can you make them look just like these?

