

# Our Lady of Victory School

421 S. Lochsa Street  
Post Falls, ID 83854  
(208) 773-7265      www.olvs.org


## **REPRODUCTION OF THIS MATERIAL IS EXPRESSLY PROHIBITED**

ALL OF THE TEXTS, WORKBOOKS, TEST BOOKLETS, ANSWER KEYS, AND ALL OTHER PRINTED MATERIALS HAVE BEEN PAINSTAKINGLY REVIEWED AND EDITED BY OUR LADY OF VICTORY SCHOOL. (O.L.V.S.) SOME OF THE WORDING IN THE TEXT AND RESPONSES CONTAINED HEREIN ARE AS THEY ORIGINALLY APPEARED; HOWEVER, IN OTHER PLACES O.L.V.S. HAS EMBELLISHED THE TEXT AND/OR CRAFTED THE RESPONSES AS APPROPRIATE. HUNDREDS OF STAFF-HOURS HAVE BEEN EXPENDED IN THE PRODUCTION OF THIS MATERIAL.

### **ACKNOWLEDGMENT**

Copyright © 1999 by Our Lady of Victory School. All rights are reserved. No part of this material may be reproduced or transmitted in any form or by any means, electronic, mechanical, or by any information and retrieval system. Unauthorized reproduction of any or all parts is strictly prohibited.

File name: Insidcvr.doc



# Contents

	Page
Contents	3
Spelling Course	3
Workbook Instructions	4
Objective	
Method	
General Handwriting Instructions	4
Alphabet Reference Guides	5
Spelling / Workbook Section	6 through 142
Lined Practice Sheets	143 - 147
Poem Section	148
Fathers & Mothers Indulgence	149

---

---

## Spelling Course

Students are required to learn the spelling of all words in each lesson and definitions of five (5) words per week. You may choose three words to define, but be sure to include the two religious words at the end of each list as these are included on the weekly tests. There are 20 words in each lesson. Make sure that their handwriting is neat and readable. If you wish, an oral trial test may be given midweek for the purpose of review and study for the Friday written test. The test should be on the spelling of all the words and the definition of the two religious words.

**GRADING:** Two (2) points will be given for each correct spelling word and five (5) points for each correct religious definition. If all spelling words and definitions are both correct, the perfect score is 50 points (20 words x 2 points = 40 and 2 definitions x 5 points = 10), a score of 50 points = 100%. There is no need for a daily grade for spelling, just the scores for the final test on Friday and/or the trial test if 100%. (Example: -0/20 words; -1/2 definitions = 45 pts. = 90%). If you have any questions, please send a note with your lesson plans to the tutor.

Definitions for religious words are taken from the Baltimore Catechism #2 (available from Our Lady of Victory School). The number in the parenthesis (#) at the end of the definition indicates the page number on which that word and definition may be found.

# Handwriting Workbook

## Objectives

1. This workbook has been designed to continue with spelling development, and cursive handwriting practice for the second year level.
2. Students will learn from repetitious practice the proper spelling of words and formation of cursive letters, numbers, and punctuation. Both upper and lower case letters will be covered.
3. The workbook will also be used in conjunction with the handwriting component of our program, and will help to improve penmanship while providing additional practice for each week's spelling lesson.
4. At the second grade level, cursive handwriting practice is continued for all students. Teachers should emphasize the use of cursive writing on all work submitted to tutors. Where necessary, special exceptions may be obtained from O.L.V.S to deviate from this practice.

## Method

- A. Day one of each week's spelling lesson the student will study all words; and memorize definitions of 5 words of your choice. (Include the last 2 religious words of lesson in definitions to be memorized.)
- B. Day two, the student will do the Cursive Handwriting Drills in the TCS Workbook on the pages that correspond to that week's lesson plan.
- C. Day three, the student will repeat day one, and may take an oral Trial TEST: words and definitions in preparation for test on day five.
- D. Day four, the student will do the Word Study exercise pages in the TCS Workbook corresponding with that week's lesson plan, and study missed words from the Trial TEST.
- E. Day five, the student will prepare for and take the spelling test (20 words and the two religious definitions) that corresponds with that week's lesson plan.

---

## General Handwriting Instructions

The handwriting pages have been designed as a tool to help the student to learn the proper spelling of each word by means of repetitious writing, as well as to reinforce proper writing techniques taught at this level in the "Catholic Writing Skills 2".

Be sure the child sits properly, holds the pencil correctly, and slants the writing paper. The paper should be placed directly in front, slanted at the same angle as the writing arm. The arm should slide easily across the paper. The pencil should point toward the shoulder of the hand holding the pencil. The child should grasp the pencil between the thumb and index finger, letting it rest lightly on the middle finger. Tutor should demonstrate this often, as well as monitor the student's performance throughout the course.

A left handed student should slant the paper in the opposite direction of a right handed student. The student should not be allowed to "hook" by bending the wrist with the hand above the writing line. The slant in either case should match the slant in this book and in the "Catholic Writing Skills 2" handwriting book, also available through Our Lady of Victory School.

# ALPHABET REFERENCE GUIDE

## Cursive Style

A a B b C c D d E e F f

G g H h I i J j K k L l

M m N n O o P p Q q R r

S s T t U u V v W w

X x Y y Z z ! ? & ; : ' "

( ) 0 1 2 3 4 5 6 7 8 9

## Manuscript Style

Aa Bb Cc Dd Ee Ff Gg Hh Ii

Jj Kk Ll Mm Nn Oo Pp Qq Rr

Ss Tt Uu Vv Ww Xx Yy Zz

! ? & - : ; ' " ( )

1 2 3 4 5 6 7 8 9 0




---

# *Spelling | Workbook*

## *Section*

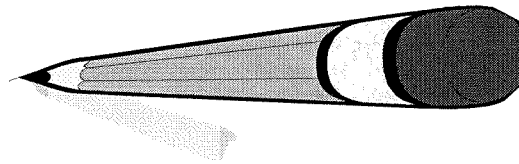
# Lesson 1




1. job
  2. men
  3. jump
  4. name
  5. jet
  6. web
  7. file
  8. jokes
  9. hike
  10. bell
  11. God
  12. cut
  13. zip
  14. lead
  15. back
  16. fun
  17. bake
  18. heat
19. apostles - the twelve men chosen by Christ to carry on his work (5)
20. Divine Nature - that which is one in God (7)

## FILL IN THE BLANKS

( FROM THE WORD LIST ABOVE )



1. A spider was spinning its \_\_\_\_\_.
2. The server rang the \_\_\_\_\_ during Mass.
3. Are you going to \_\_\_\_\_ a cake?
4. \_\_\_\_\_ up your jacket.
5. \_\_\_\_\_ made all of us.



Remember to practice good penmanship skills.

1. *job*

2. *men*

3. *jump*

4. *name*

5. *jet*

6. *web*

7. *file*

8. *joke*

9. *hike*

10. *bell*

sit up straight, and hold your pencil properly!

11. God

12. cut

13. zip

14. lead

15. track

16. fun

17. take

18. heat

19. apostles

20. Divine Nature



# Find the Definition:




Draw a straight line from the word to the mark by its definition.

- |         |                           |
|---------|---------------------------|
| 1. job  | - to cook in an oven      |
| 2. web  | - to make an opening      |
| 3. bake | - a type of flying plane  |
| 4. cut  | - a task or work          |
| 5. jet  | - a spider's home or trap |


## Additional Practice Lines:

A B C

a b c



## Lesson 2



1. bug
  2. made
  3. well
  4. met
  5. got
  6. make
  7. vase
  8. end
  9. eat
  10. bike
  11. his
  12. beg
  13. not
  14. life
  15. camp
  16. lie
  17. cot
  18. yet
19. grace - a supernatural gift of God (15)
20. merits - the rewards earned by Christ's sufferings and death (14)

### FILL IN THE BLANKS

( FROM THE WORD LIST ABOVE )

1. I hope you will get \_\_\_\_\_ soon.
2. Theresa filled the \_\_\_\_\_ with flowers.
3. Our souls receive \_\_\_\_\_ from God.
4. We will \_\_\_\_\_ fruits with our lunch.
5. Hasn't he come \_\_\_\_\_ ?



# Find the Definition:



Draw a straight line from the word to the mark by its definition.

1. flood

- a heavy leather shoe

2. boot

- a device used to sweep floors

3. goof

- to prepare food by heating

4. broom

- an overflow of water on land

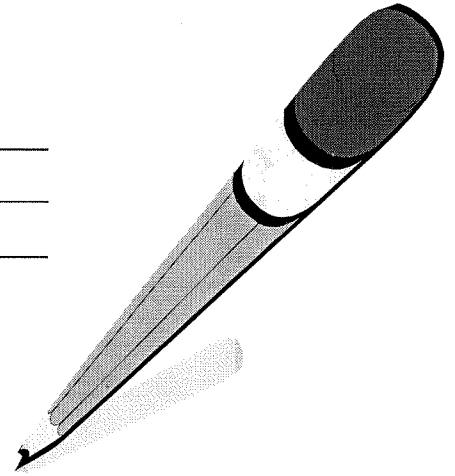
5. cook

- a silly mistake


## Additional Practice Lines:

P Q R

p q r



# Lesson 19




- |          |           |           |
|----------|-----------|-----------|
| 1. fun   | 7. baby   | 13. chase |
| 2. tiny  | 8. sunny  | 14. chin  |
| 3. happy | 9. pretty | 15. couch |
| 4. daddy | 10. easy  | 16. bunch |
| 5. mommy | 11. chart | 17. rich  |
| 6. puppy | 12. check | 18. lunch |

19. Vicar - a person acting in the name and with the authority of another. (16)
20. visible - that which can be seen. (16)

## FILL IN THE BLANKS

( FROM THE WORD LIST ABOVE )

1. Anne is \_\_\_\_\_ when she is saying her prayers.
2. My \_\_\_\_\_ is a farmer.
3. Some dogs are big and some dogs are \_\_\_\_\_.
4. \_\_\_\_\_ checked on the new baby.
5. Look at that big \_\_\_\_\_ of grapes.



Remember to practice good penmanship skills,

1. fun

2. tiny

3. happy

4. daddy

5. mommy

6. puppy

7. baby

8. sunny

9. pretty

10. easy

sit up straight, and hold your pencil properly!

11. chart

12. check

13. chase

14. chin

15. couch

16. brunch

17. rich

18. lunch

19. vicar

20. visible



# Find the Definition:



Draw a straight line from the word to the mark by its definition.

1. lunch

- to pursue or run after

2. easy

- bright, full of sunshine

3. chase

- a meal at noon or mid-day

4. puppy

- a new born dog


5. sunny

- not hard or difficult


## Additional Practice Lines:

S T U

s t u



## **Lesson 20**



- |           |           |           |
|-----------|-----------|-----------|
| 1. bright | 7. high   | 13. small |
| 2. fright | 8. tight  | 14. ball  |
| 3. slight | 9. flight | 15. call  |
| 4. night  | 10. light | 16. chalk |
| 5. might  | 11. all   | 17. walk  |
| 6. right  | 12. stall | 18. talk  |
19. Trinity - three in one. (7)  
20. mysteries - truths that we cannot understand, but are made known to us by God. (29)

---

---

### **FILL IN THE BLANKS**

( FROM THE WORD LIST ABOVE )

1. The \_\_\_\_\_ sky was filled with stars.
2. We \_\_\_\_\_ to mass every Sunday
3. The teacher used all of the \_\_\_\_\_.
4. The bumblebee is a \_\_\_\_\_ insect.
5. They threw the \_\_\_\_\_ back and forth.