

PRINTING EXERCISES - CAPITAL AND small LETTERS

TABLE OF CONTENTS

A, B, C	1	h, I, j	12	S, T, U, V	23
D, E, F	2	k, l, m	13	W, X, Y, Z	24
G, H, I	3	n, o, p	14	Puzzle 1	25
J, K, L	4	q, r, s	15	Puzzle 2	26
M, N, O	5	t, u, v	16	Puzzle 3	27
P, Q, R	6	w, x, y	17	Puzzle 4	28
S, T, U	7	z, A, B	18	Puzzle 5	29
V, W, X	8	C, D, E, F	19	Puzzle 6	30
Y, Z, a	9	G, H, I, J	20	Puzzle 7	31
b, c, d	10	K, L, M, N	21	Puzzle 8	32
e, f, g	11	O, P, Q, R	22	Indulgence	33


TEACHER COMMENTS AND EVALUATIONS

COMMENTS	GRADE	COMMENTS	GRADE
1. A, B, C		17. w, x, y	
2. D, E, F		18. z, A, B	
3. G, H, I		19. C, D, E, F	
4. J, K, L		20. G, H, I, J	
5. M, N, O		21. K, L, M, N	
6. P, Q, R		22. O, P, Q, R	
7. S, T, U		23. S, T, U, V	
8. V, W, X		24. W, X, Y, Z	
9. Y, Z, a		25. Puzzle 1	
10. b, c, d		26. Puzzle 2	
11. e, f, g		27. Puzzle 3	
12. h, I, j		28. Puzzle 4	
13. k, l, m		29. Puzzle 5	
14. n, o, p		30. Puzzle 6	
15. q, r, s		31. Puzzle 7	
16. t, u, v		32. Puzzle 8	

Our Lady of Victory School

421 S. Lochsa Street
Post Falls, ID 83854

Ph. # (208) 773-7265 Fax # (208) 773-1951



Our Lady of Victory - On Line

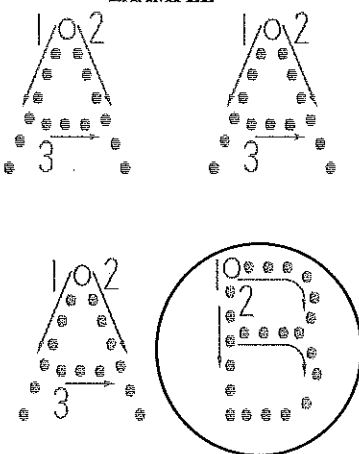
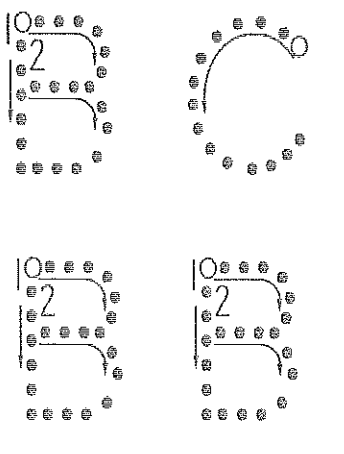
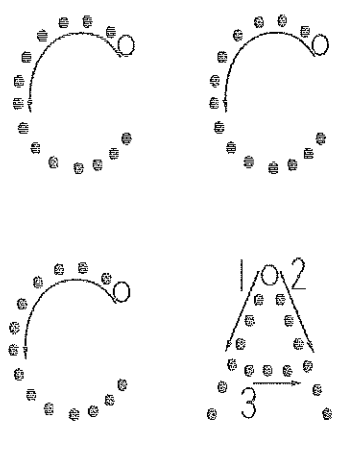
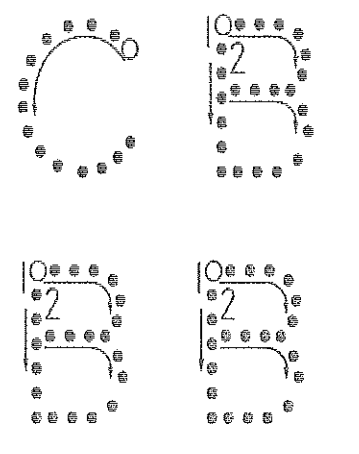
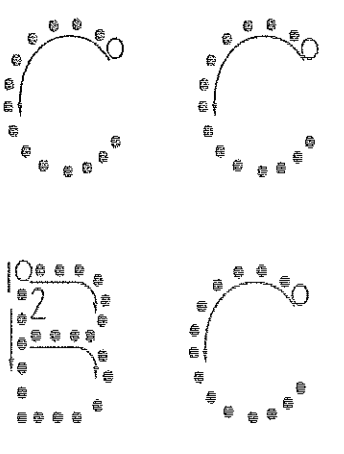
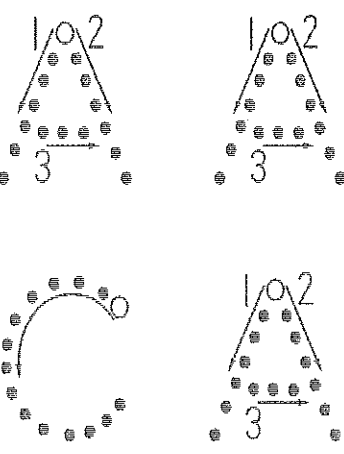
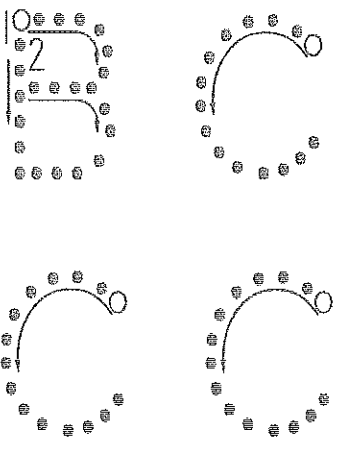
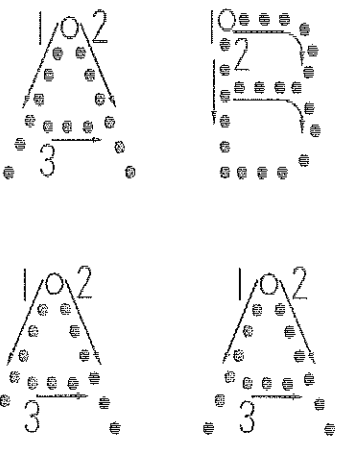
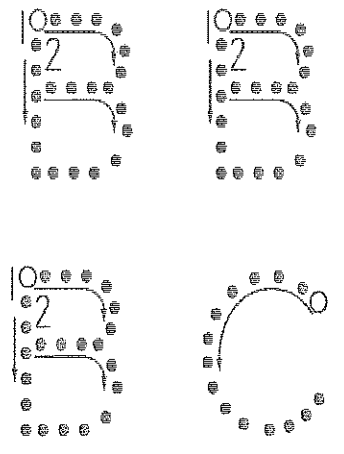
School Supplies Gift Shop Items
www.olvs.org www.olvs.org/gifts

Email address: info@olvs.org

PRINTING EXERCISES - CAPITAL AND small LETTERS

Exercise - "A," "B," "C"

Students are to trace all letters in the boxes below. Circle the letter that is not the same as the others.

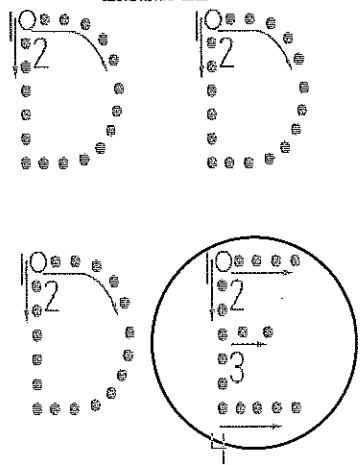
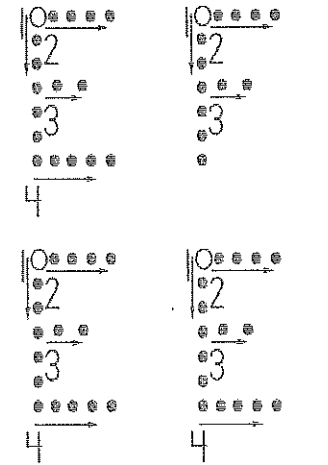
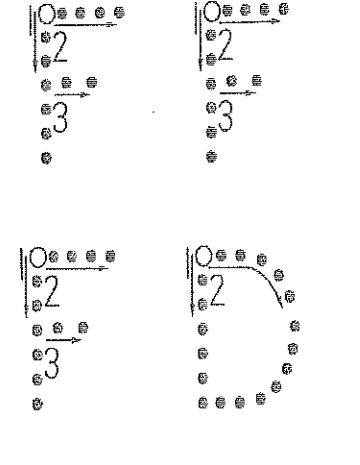
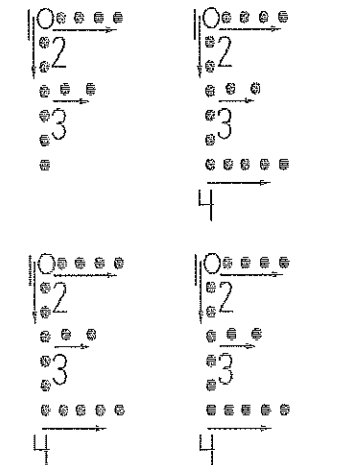
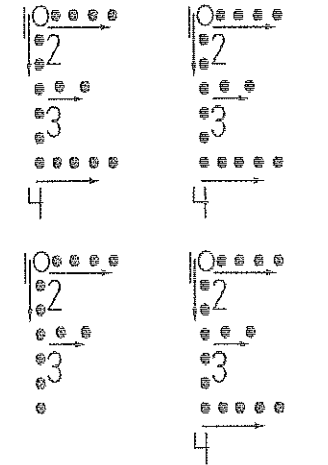
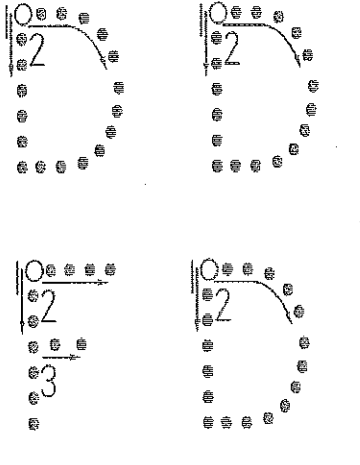
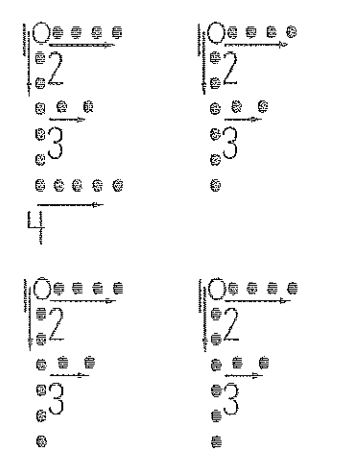
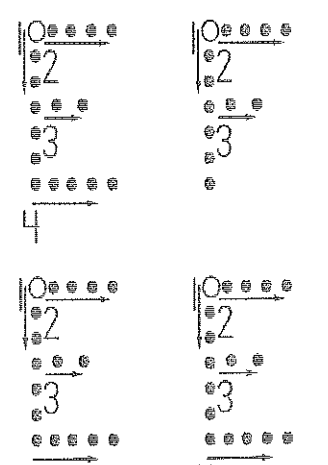
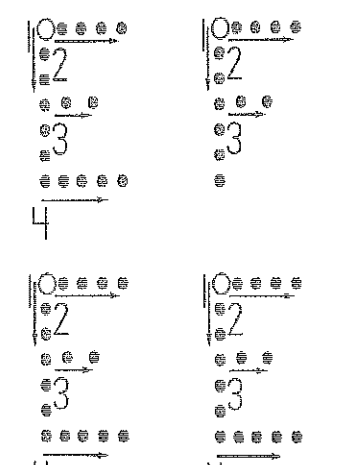
<p>1. EXAMPLE</p> 	<p>2.</p> 	<p>3.</p> 
<p>4.</p> 	<p>5.</p> 	<p>6.</p> 
<p>7.</p> 	<p>8.</p> 	<p>9.</p> 

My name is _____

PRINTING EXERCISES - CAPITAL AND small LETTERS

Exercise - "D," "E," "F"

Students are to trace all letters in the boxes below. Circle the letter that is not the same as the others.

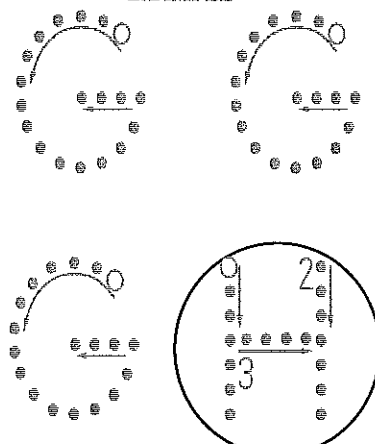
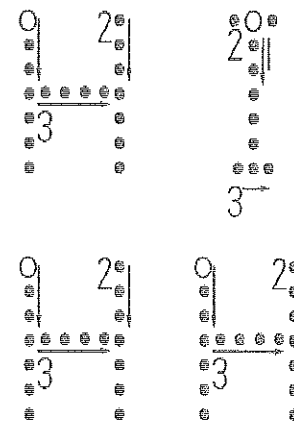
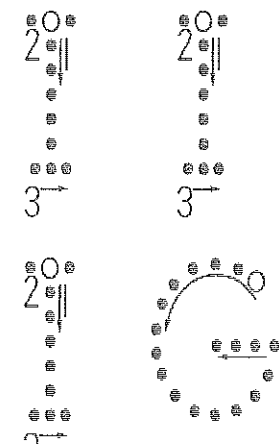
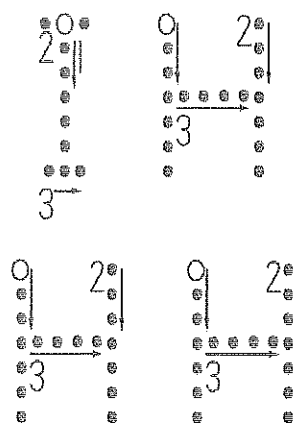
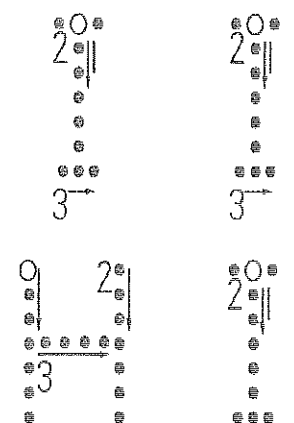
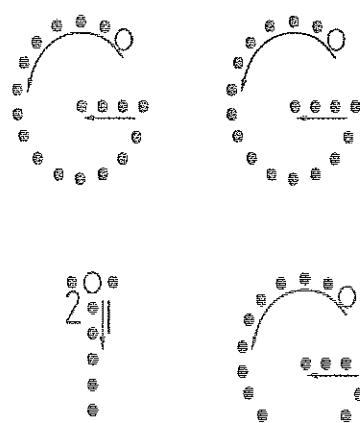
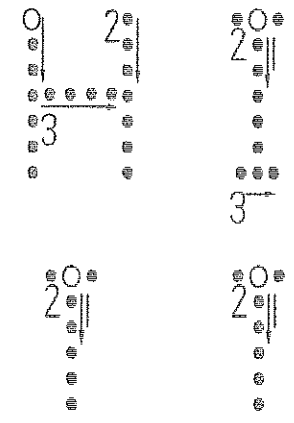
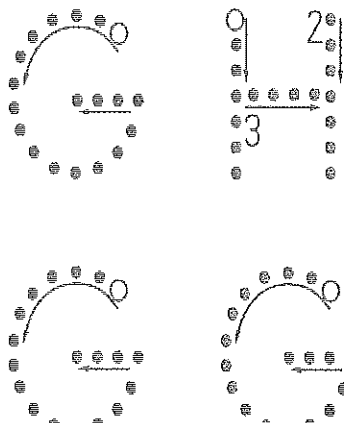
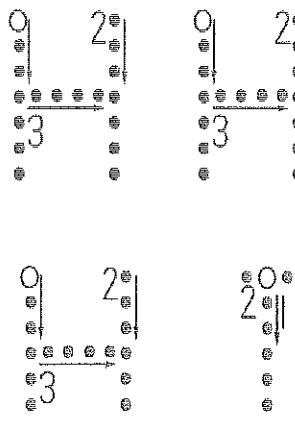
<p>1. EXAMPLE</p> 	<p>2.</p> 	<p>3.</p> 
<p>4.</p> 	<p>5.</p> 	<p>6.</p> 
<p>7.</p> 	<p>8.</p> 	<p>9.</p> 

My name is _____

PRINTING EXERCISES - CAPITAL AND small LETTERS

Exercise - "G," "H," "I"

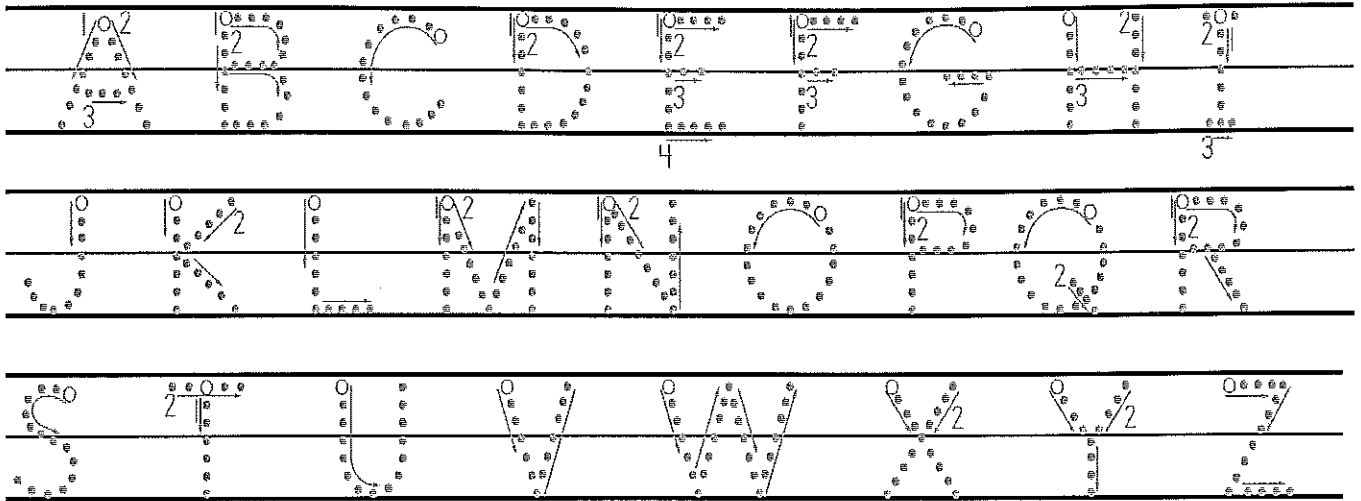
Students are to trace all letters in the boxes below. Circle the letter that is not the same as the others.

<p>1. EXAMPLE</p> 	<p>2.</p> 	<p>3.</p> 
<p>4.</p> 	<p>5.</p> 	<p>6.</p> 
<p>7.</p> 	<p>8.</p> 	<p>9.</p> 


My name is _____

PRINTING EXERCISES - CAPITAL AND small LETTERS

Exercise - Puzzle #3



Trace the letters of the alphabet above. Then follow the alphabet dots below to reveal the picture. Color the picture.



My name is _____