

# *Little Angel Reader*®

## Workbook A

Written & Illustrated  
by  
Linda Bromeier, M.Ed.

*Dedicated to Our Heavenly Father  
and His Most Holy Angels  
through the Sacred Heart of Jesus*

**STONE TABLET PRESS**

3348 Whitsetts Fork Rd.

Wildwood, Missouri 63038 USA

(636) 458-1515

[www.stonetabletpress.com](http://www.stonetabletpress.com)

## Table of Contents

Consonant <b>s</b> .....3	Consonants <b>k, z</b> , Short <b>i</b> .....42
Consonant <b>f</b> .....4	Consonant <b>x</b> .....43
Consonant <b>p</b> .....5	Consonant <b>y</b> .....44
Consonants <b>s, t, p</b> .....6	Consonant digraph <b>qu</b> .....45
Final Consonants <b>s, t, p</b> .....7	Rhyming .....46
Consonant <b>n</b> .....8	Short <b>a, i</b> words .....47
Consonant <b>d</b> .....9	Context clues.....48
Consonant <b>c</b> .....10	Story Comprehension .....49
Consonants <b>n, d, c</b> .....11	Problem & solution .....50
Consonant <b>m</b> .....12	<b>PROGRESS CHECK</b> .....51
Final Consonants <b>n, d, m</b> .....13	Short Vowel <b>u</b> ..... 52-53
Consonant <b>h</b> .....14	Short <b>u</b> words .....54
<b>PROGRESS CHECK</b> .....15	Story Comprehension .....55
Short Vowel <b>a</b> .....16-17	Rhyming .....56
Consonant <b>r</b> .....18	Plurals, possessives .....57
Consonant <b>b</b> .....19	Context clues .....58
Final <b>r, b</b> , Short <b>a</b> words.....20	Noting Details .....59
Consonant <b>l</b> .....21	<b>PROGRESS CHECK</b> .....60
Consonant <b>g</b> .....22	Short Vowel <b>o</b> .....61-62
Final <b>l, g</b> , Short <b>a</b> words.....23	Making Inferences, Short <b>o</b> .....63
Story Comprehension.....24	Categorize & Classify.....64
Rhyming .....25	Rhyming .....65
Consonant <b>f</b> .....26	Context Clues.....66
Plurals, possessives.....27	Categorize & Classify.....67
Consonant <b>v</b> .....28	Story Comprehension .....68
Verb inflection <b>-s</b> .....29	Making Inferences.....69
Consonant <b>w</b> ..... 30	<b>PROGRESS CHECK</b> .....70
Consonants <b>f, v, w</b> , Short <b>a</b> .....31	Short Vowel <b>e</b> .....71-72
Plurals, possessives.....32	Making Inferences, Short <b>e</b> ..... 73
Consonant <b>j</b> .....33	Rhyming, Spelling Short <b>e</b> .....74
Sequence of Events.....34-35	Context Clues.....75
<b>PROGRESS CHECK</b> .....36	Story Comprehension.....76
Short Vowel <b>i</b> .....37-38	Compare & Contrast.....77
Consonant <b>k</b> .....39	Noting Details.....78
Consonant digraph <b>-ck</b> .....40	Compare & Contrast.....79
Consonant <b>z</b> .....41	<b>PROGRESS CHECK</b> .....80

### Sight Word practice


is, a, to .....20	loves, see,	thank, come....47	this, are.....65
the.....23	Jesus .....34	go, little, he....49	here, of.....67
no, play.....24	help .....35	I, my, out.....55	do, then.....74
for, on.....32	looks, we.....42	with, not.....56	they, what.....76
	Mother, you...46	her, she, said...64	

### COPYRIGHT NOTICE

© 1997, 2012 by Linda M. Bromeier. All rights reserved. No part of this publication may be reproduced or transmitted in any form or by any means, electronic or mechanical, including photocopy, recording, or any information or retrieval system, without permission in writing from the publisher. **“Fair Use” laws prohibit copying by teachers of “consumable” works such as workbooks, exercises, test booklets, standardized tests, and answer sheets.**


Phonics: Consonant Ss. Print the letter Ss.

S



s

Print **s** next to each picture that begins with the /s/ sound.



\_\_\_\_\_

\_\_\_\_\_

\_\_\_\_\_



\_\_\_\_\_

\_\_\_\_\_


\_\_\_\_\_



\_\_\_\_\_

\_\_\_\_\_


\_\_\_\_\_



\_\_\_\_\_

\_\_\_\_\_


\_\_\_\_\_



\_\_\_\_\_

\_\_\_\_\_

\_\_\_\_\_



\_\_\_\_\_

\_\_\_\_\_


\_\_\_\_\_



\_\_\_\_\_

\_\_\_\_\_

\_\_\_\_\_



\_\_\_\_\_

\_\_\_\_\_

\_\_\_\_\_



\_\_\_\_\_

\_\_\_\_\_

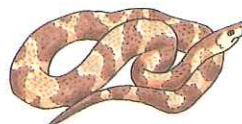
\_\_\_\_\_



\_\_\_\_\_

\_\_\_\_\_

\_\_\_\_\_



\_\_\_\_\_

\_\_\_\_\_

\_\_\_\_\_



\_\_\_\_\_

\_\_\_\_\_


\_\_\_\_\_



Phonics: Consonant Tt. Print the letter Tt.

T

t




Print † next to each picture that begins with the /t/ sound.



\_\_\_\_\_

\_\_\_\_\_

\_\_\_\_\_



\_\_\_\_\_

\_\_\_\_\_


\_\_\_\_\_



\_\_\_\_\_

\_\_\_\_\_

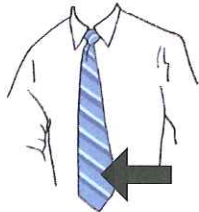
\_\_\_\_\_



\_\_\_\_\_

\_\_\_\_\_


\_\_\_\_\_



\_\_\_\_\_

\_\_\_\_\_

\_\_\_\_\_



\_\_\_\_\_

\_\_\_\_\_

\_\_\_\_\_



\_\_\_\_\_

\_\_\_\_\_

\_\_\_\_\_



\_\_\_\_\_

\_\_\_\_\_

\_\_\_\_\_



\_\_\_\_\_

\_\_\_\_\_

\_\_\_\_\_



\_\_\_\_\_

\_\_\_\_\_

\_\_\_\_\_



\_\_\_\_\_

\_\_\_\_\_

\_\_\_\_\_




\_\_\_\_\_

\_\_\_\_\_

\_\_\_\_\_


Phonics: Consonant Pp. Print the letter Pp.

P



p

Print p next to each picture that begins with the /p/ sound.



Blank handwriting lines for the word 'pig'.




Blank handwriting lines for the word 'pot'.




Blank handwriting lines for the word 'drum'.




Blank handwriting lines for the word 'priest'.



Blank handwriting lines for the word 'peach'.



Blank handwriting lines for the word 'pie'.



Blank handwriting lines for the word 'pear'.




Blank handwriting lines for the word 'deer'.



Blank handwriting lines for the word 'pin'.



Blank handwriting lines for the word 'ball'.









Blank handwriting lines for the word 'paint'.

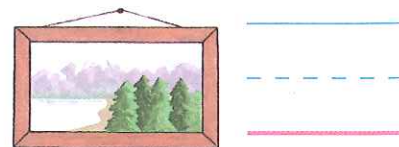
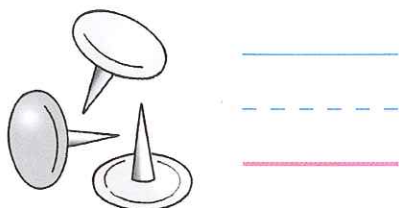
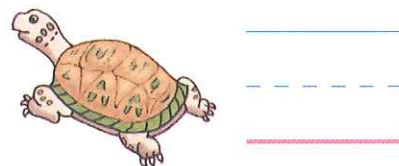
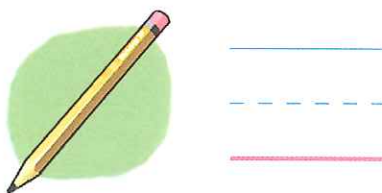
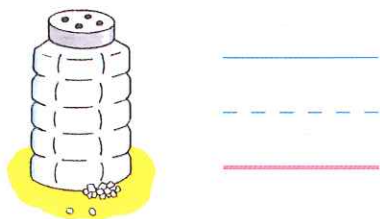

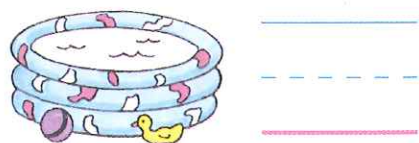


Blank handwriting lines for the word 'pumpkin'.

**Phonics: Initial consonants s, t, p.** Circle the letter for the sound you hear at the **beginning** of the picture name.

 <p>s t p</p>	 <p>p s t</p>	 <p>t p s</p>
 <p>p t s</p>	 <p>s t p</p>	 <p>s p t</p>

Write the letter for the sound you hear at the **beginning** of the picture name.





**Phonics: Final Consonants s, t, p.** Write the letter for the sound you hear at the **end** of the picture name.



\_\_\_\_\_

-----


\_\_\_\_\_



\_\_\_\_\_

-----


\_\_\_\_\_



\_\_\_\_\_

-----

\_\_\_\_\_










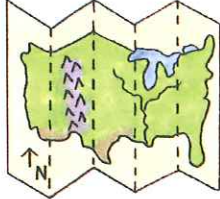




\_\_\_\_\_

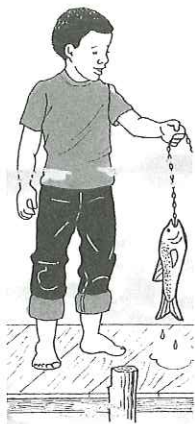
-----


\_\_\_\_\_

Circle the letter for the sound you hear at the **end** of the picture name.


 <p>s t p</p>	 <p>s t p</p>	 <p>s t p</p>	 <p>s t p</p>
 <p>s t p</p>	 <p>s t p</p>	 <p>s t p</p>	 <p>s t p</p>
 <p>s t p</p>	 <p>s t p</p>	 <p>s t p</p>	 <p>s t p</p>

**Story Comprehension.** Read the story "Fun on a Rock." Circle YES if the sentence tells something that happened in the story. Circle NO if it did not happen in the story.



1. Did Tom sit on a cot? ..... Yes No
2. Did Tom's  hit a log? ..... Yes No
3. Did a fox grab his rod? ..... Yes No
4. Is the sun hot? ..... Yes No
5. Did Dad fix hot dogs? ..... Yes No
6. Did a bug hop on Tom? ..... Yes No
7. Did Tom thank God for a fun day?..... Yes No

**Spelling practice.** Print the word that names each picture.



\_\_\_\_\_

-----

\_\_\_\_\_



\_\_\_\_\_

-----


\_\_\_\_\_



\_\_\_\_\_

-----

\_\_\_\_\_



\_\_\_\_\_

-----

\_\_\_\_\_



**Making Inferences.** Read the clues about different jobs. Draw a line to match each person with the job he does.

## We Have Jobs



- I have hogs and an ox.  
I plant crops.




- I am at Mass.  
I ask God to come to us.



- I help if you are lost.  
If a bad man robs you,  
I will lock him up.



- I can fix ham in a pot.  
I mix up hot buns.



- I give a sick man his pills.  
I can fix up his cot.



- I help my mom a lot.  
I can mop and dust.  
I can pick up socks.